

## Metric Reference Guide

Aluminum vs. Steel	2
Peace of Mind	3
Made with 80/20 Stuff	23
New Products	55
Aluminum Profile Selection	65
Pictorial Table of Contents	117
Fractional Series	145-634
Profiles	147
Structural Shapes	203
Fastening Options	221
Joining Plates	261
Dynamic Pivots	333
Panels & Doors	349
Accessories	433
Floor to Frame	457
Linear Motion	497
Stanchions	533
Tools	549
Machining Services	559
AutoQuoterX	609
Metric Series	635-1078
Profiles	637
Structural Shapes	695
Fastening Options	711
Joining Plates	753
Dynamic Pivots	815
Panels & Doors	831
Accessories	915
Floor to Frame	939
Linear Motion	979
Tools	1015
Machining Services	1025
Holey Tube	1079-1164
Profiles	1081
Fasteners	1097
Joining Plates	1103
Panels & Doors	1109
Accessories	1129
Floor to Frame	1143
Machining Services	1155
Quick Frame	1165-1214
Profiles	1167
Connectors	1171
Panels & Doors	1185
Floor to Frame	1203
Machining Services	1209
Glossary	1215
Index	1221

### 80/20 Catalog Color Code

Fractional Series  
Profiles and Parts  
Pages 145-634


Metric Series  
Profiles and Parts  
Pages 635-1078

Holey Tube  
Profiles and Parts  
Pages 1079-1164


Quick Frame  
Profiles and Parts  
Pages 1165-1214

Glossary  
& Index  
Pages 1215-1248

**HOW 80/20'S METRIC T-SLOTTED ALUMINUM PROFILES  
REDUCE YOUR FABRICATION TIME AND COST**



Made with  
**80/20**  
Stuff!



**\$187.84**

versus

**\$236.19**

**T-Slotted Aluminum**

24" x 24" x 18" 20 Lbs.

**Welded Steel Frame**

24" x 24" x 18" 33 Lbs.

**What it Takes:**

1. Design time\*
  2. Bill of materials\*
  3. Purchase materials
  4. Assemble frame per design
- \* **AutoQuoterX™** page 609

**Benefits:**

- No welding - no fighting heat stress or warping
- No priming or painting
- Lightweight, easy to machine
- Uses standard fractional or metric fasteners
- Less engineering time required
- Easy to fabricate - only simple hand tools required
- T-slot technology is industry accepted
- Great aesthetic value
- No expensive fabricating equipment required
- Machine frames can be easily reconfigured for design changes

**Bill of Materials:**

Qty.	Description	Cost
4	40-4040-Lite x 457.2	36.58
4	40-4040-Lite x 533.4	42.67
8	#40-7010 Saw Cut	15.60
8	#40-4301 Inside Corner Brackets	34.40
32	#75-3422 M8 x 16mm BHSCS & T-Nut	21.44
1	65-6110 T-Handle Ball End Hex Wrench	5.00
1	65-6100 Ball End Hex Wrench	1.75
4	40-2030 End Caps	5.40

**1/2 hr. labor to assemble @ 50.00/hr. 25.00**

**Total Project Cost \$187.84**

**What it Takes:**

1. Design time
2. Bill of materials
3. Purchase materials
4. Cut to length
5. Deburr
6. Set up fixture
7. Weld
8. Grind welds
9. Clean weld splatter
10. Drill and/or tap for mounting accessories
11. Degrease
12. Mask non-paint areas
13. Primer coat
14. Paint

**Fabricating Equipment Required:**

- Band Saw • Grinder • Welder
- Paint Booth • Skilled Labor

**Bill of Materials:**

Qty.	Description	Cost
4	1 1/2" x 1 1/2" x 1/8" wall x 18" steel tube	38.96
4	1 1/2" x 1 1/2" x 1/8" wall x 21" steel tube	44.23
	Welding supplies, sandpaper, cleaning supplies, tape, paint, etc.	33.00
	<b>4 hrs. labor @ 30.00/hr.</b>	<b>120.00</b>

**Total Project Cost \$236.19**

**Section #1 Pictorial Table Of Contents**

<b>How To Order</b>  Page 639	<b>Metric Part Naming</b>  Page 641	<b>Compatibility Code</b>  Page 642	<b>Material Strength</b>  Page 643	<b>Beam Deflection</b> $\frac{L^3 \cdot W}{48 \cdot E \cdot I} = D$  Page 644	<b>Torque Specifications</b>  Page 645	<b>Profile Specifications</b>  40-4040-Lite 6.6207 cm <sup>2</sup> Pages 646-649
-------------------------------------	---	---	--	--	--	--

**20 Series T-Slotted Aluminum Profiles**

<b>20-2020 Profile</b>  Page 650	<b>20-2040 Profile</b>  Page 651	<b>20-4040 Profile</b>  Page 652
--	--	--

**25 Series T-Slotted Aluminum Profiles**

<b>25-2525 Profile</b>  Page 653	<b>25-2501 Profile</b>  Page 654	<b>25-2502 Profile</b>  Page 655	<b>25-2503 Profile</b>  Page 656	<b>25-2504 Profile</b>  Page 657	<b>25-2527 Profile</b>  Page 658	<b>25-2514 Profile</b>  Page 659
<b>25-5013 Profile</b>  Page 660	<b>25-2550 Profile</b>  Page 661	<b>25-2576 Profile</b>  Page 662	<b>25-5050 Profile</b>  Page 663	<b>25-5010 Profile</b>  Page 664		



















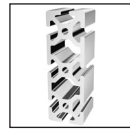
**30 Series T-Slotted Aluminum Profiles**

<b>30-3030 Profile</b>  Page 665	<b>30-3060 Profile</b>  Page 666	<b>30-6060 Profile</b>  Page 667
--	--	--



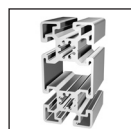
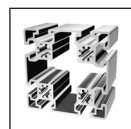
Table Of Contents Continued

**Section #1 Pictorial Table Of Contents**

**40 Series T-Slotted Aluminum Profiles**

40-4040-Lite Profile  Page 668	40-4040 Profile  Page 669	40-4001 Profile  Page 670	40-4002 Profile  Page 671	40-4003 Profile  Page 672	40-4004 Profile  Page 673	40-4030-Lite Profile  Page 674
40-4093 Profile  Page 675	40-4094 Profile  Page 676	40-4096 Profile  Page 677	40-4045-Lite Profile  Page 678	40-4020 Profile  Page 679	40-8020 Profile  Page 680	40-4080-Lite Profile  Page 681
40-4080 Profile  Page 682	40-4082-Lite Profile  Page 683	40-4083-Lite Profile  Page 684	40-4084-Lite Profile  Page 685	40-4085-Lite Profile  Page 686	40-4012 Profile  Page 687	40-8080 Profile  Page 688
40-8016 Profile  Page 689						

**45 Series T-Slotted Aluminum Profiles**

45-4545-Lite Profile  Page 690	45-4545 Profile  Page 691	45-4590 Profile  Page 692	45-9090 Profile  Page 693
---	--	--	--

**How to Order 80/20® T-Slotted Profiles**

As illustrated by the order below, some of the profiles have machining services. The type and location of the machining service is listed with the profile or quick frame, but the actual charge is listed separately in the machining services section of your order. For cut-to-length services, which are required for anything less than stock length, the charge is listed only in the machining services section, not the profile section. See Section 11 for more information on cut-to-length and machining services.

### How To Order

Shipping Method:       Ship To: \_\_\_\_\_  
 Ordered By:       Customer: \_\_\_\_\_  
 \_\_\_\_\_      Address: \_\_\_\_\_  
 \_\_\_\_\_      City / State: \_\_\_\_\_  
 \_\_\_\_\_      Attention: \_\_\_\_\_  
 \_\_\_\_\_      Tag: \_\_\_\_\_

**Complete Address & Shipping Method Required... NO P.O. Box**

Part Number	Quantity	Length	Description / Machining	Price/UOM	Ext. Price
25-2525	2	469.9mm	25-7042 in A both ends	\$0.01	\$7.89
40-4040-Lite-4M	5	4 m	Full length profile	\$80.00	\$400.00
40-8016	4	1016.0mm	40-7029 one end	\$0.14	\$554.74
40-8080	4	914.4mm	40-7050 style MG in W, X both ends	\$0.06	\$230.43
CM01-051006	2		Custom bracket per drawing #1	\$23.00	\$46.00
65-2611	1	.63 sm	6mm bronze polycarb 1 @ 457.2mm x 1016mm w/ 25-7311 per drawing	\$111.95	\$70.53
65-7150	1		Cut plastic panels all sides < -1220mm	\$10.50	\$10.50
25-7042	4		25 Series anchor fastener counterbore	\$2.25	\$9.00
25-7005	2		Cut-to-length for 25-2525	\$1.95	\$3.90
40-7023	4		Cut-to-length for 40-8016	\$2.90	\$11.60
40-7030	4		Cut-to-length for 40-8080	\$2.60	\$10.40
40-7050	64		40 Series drill access hole	\$1.95	\$124.80
40-7029	4		5/16-18 tap service for 40-8016	\$15.20	\$60.80
25-7311	2		Anchor fastener notch for 25 Series	\$0.53	\$1.06
40-3891	32		40 Series M8 bright zinc end fastener w/ screw	\$1.65	\$52.80
25-2114	16		Gray T-Slot covers for 25 Series	\$3.45	\$55.20
40-2050	8		End caps for 40-8080	\$1.85	\$14.80
25-3896	4		25 Series anchor fasteners	\$3.10	\$12.40
40-1982	5		40 Series M8 bright zinc double economy T-nut	\$0.84	\$4.20
25-4132	12		2 hole inside corner gusset bracket	\$3.95	\$47.40
75-3404	24		25 Series M6 BHSCS & economy T-nut	\$0.45	\$10.80
<b>TOTAL</b>					<b>\$1739.25</b>

NOTE: Prices shown for illustration use only. Contact your distributor for a personalized quote.

Special Instructions: **Must be delivered for assembly by Friday!!!**

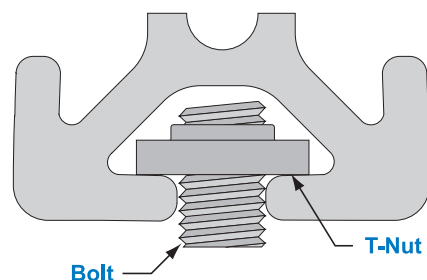
1 - Profiles = Pages 640-694 • 2 - Custom Parts = Pages 695-710 • 3 - Panels = Pages 831-914  
 4 - Machining Services = Pages 1025-1078 • 5 - Accessories & Tools = Pages 915-938 & 1015-1024

**80/20<sup>®</sup> Product Advantages**

- Attractive appearance
- Easy to fabricate
- Many joining options
- Easy-to-assemble designs
- Precise tolerances
- Uniform quality assured
- High strength/weight ratio
- Corrosion resistant
- Recyclable
- Cost-effective
- Design freedom
- Lightweight
- Strong
- Resilient
- Non-magnetic

Aluminum is very strong—consider what kinds of things are made of it: airplanes, light posts, truck trailers, tennis rackets, baseball bats, sailboat masts, scaffolding, car body and engine parts, guard rails, ladders, wheel rims, computer housings, bicycle frames and more!

**T-Slotted Aluminum Profile Concept**

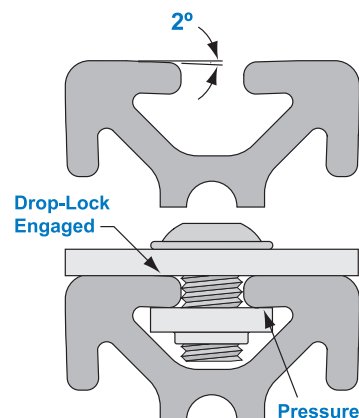


80/20<sup>®</sup>'s modularity is based upon the T-slot concept of our profiles. The “T” shaped slots present on all of our profiles allow for infinite positioning along the axis. While there are other types of T-slotted profiles in the industry, one modification to the 80/20<sup>®</sup> line is a slight adjustment to the “T” that creates the 2° Drop-Lock Feature.

Note the “T” shape of the assembled bolt and nut shown in the example at right.

**The T-Slotted Profile 2° Drop-Lock Feature**

**VIBRATION PROOF™**



The 2° Drop-Lock Feature is one of the many selling points of the 80/20 product line. This drop lock consists of a 2° decline of the T-slot flange. When a fastener is tightened to (or beyond) the necessary torque, the flange will press up to the adjoining profile, thus creating pressure that tightly holds the two bars together.

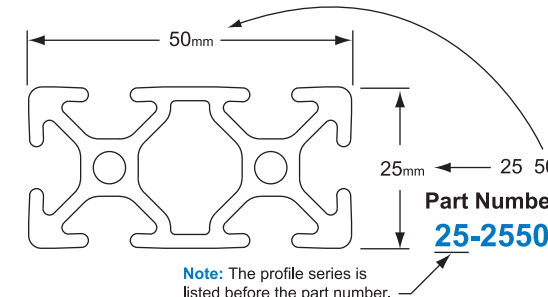
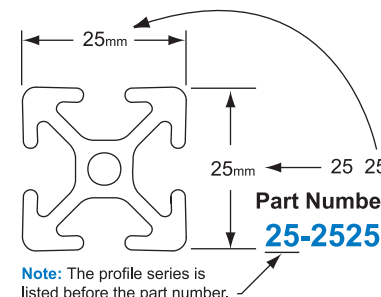
**Benefits of 80/20<sup>®</sup>'s Drop-Lock Feature:**

- Most 80/20<sup>®</sup> T-slotted profiles have the Drop-Lock Feature
- When engaged, the connections will be vibration proof
- Works with all of 80/20<sup>®</sup>'s main fastening options

**Metric Part Naming Concept & Identification**

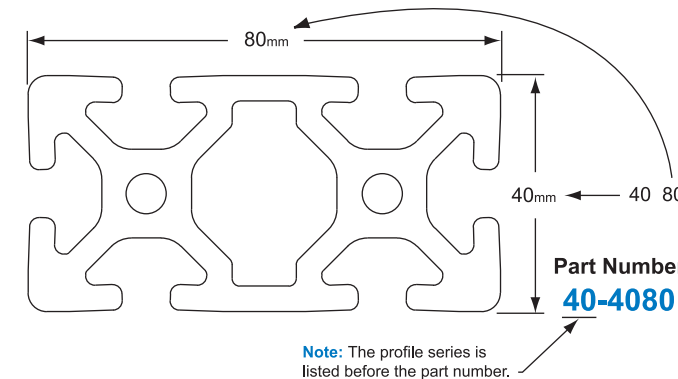
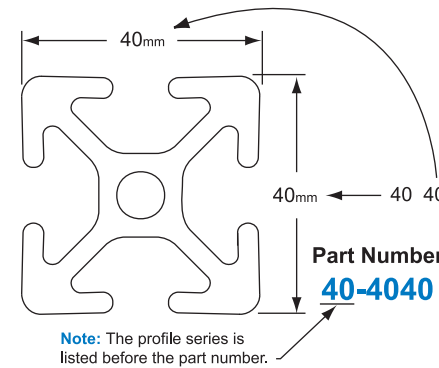
Metric T-slotted profiles have part numbers that directly coincide with the profile's physical measurements. Metric profile part numbers contain six characters, which relate to the profile's series and dimensions. Examples of this series part-numbering concept is explained in more detail below.

**25 Series Profile Standards**



Note: 25 Series profiles always measure 12.50mm from the outside edge of the profile to the center of the T-slot.

**40 Series Profile Standards**

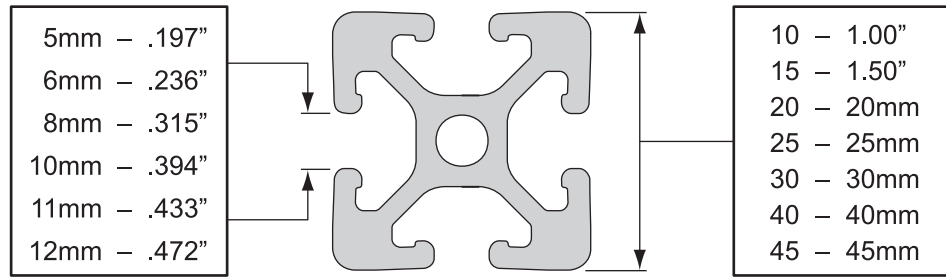


Note: 40 Series profiles always measure 20.00mm from the outside edge of the profile to the center of the T-slot.

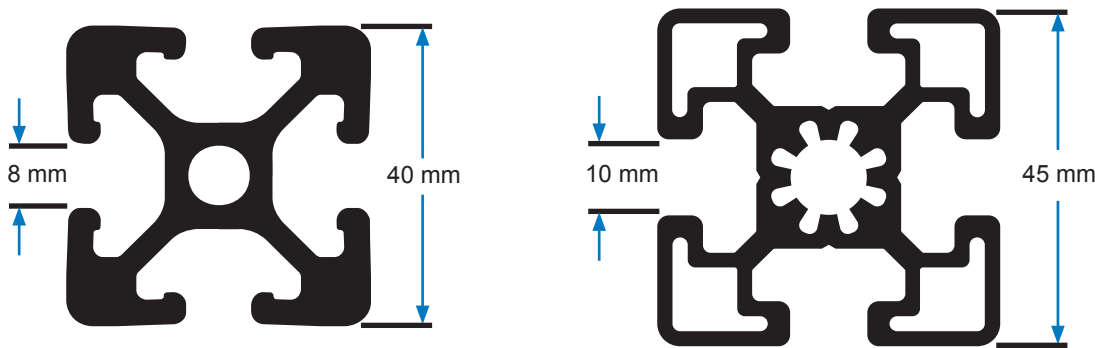
**T-Slotted Aluminum Profile Compatibility Code\***

How to find parts compatible with the T-slotted profile you are currently using:

1. Not all T-slotted profiles are created equal. Not only are there numerous outside dimensions, fractional and metric, but there are also differences in T-slot dimensions. The opening of the slot is the critical dimension when determining part/profile compatibility.
2. Certain fasteners, parts and accessories are designed to work with only one particular slot dimension, while others are compatible with more than one slot size.
3. Series designations such as 10, 15, 20, 25, 30, 40, 45 etc. refer to overall outside dimensions of the profile and/or center-to-center dimensions of two T-slots.
4. The critical slot opening dimensions mentioned above are stated in millimeters. They include openings of 5, 6, 8, 10, 11 and 12 mm.



5. To determine compatibility the slot opening and profile series must be known. This will establish the compatibility code, which is listed for every part.



\* Patent Pending                  Copyright © 2010 80/20 Inc. All rights reserved.

**Why Do We Use 6105-T5 Aluminum Alloy?**

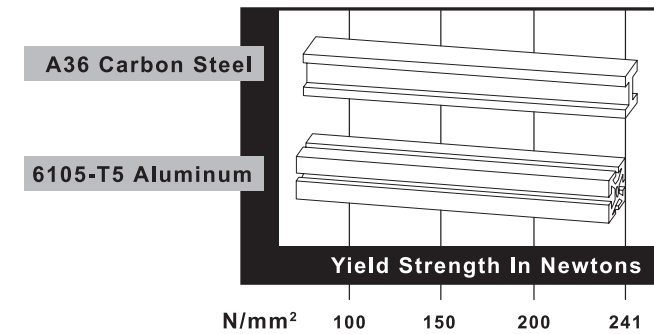
Aluminum Profile Alloys: Number and Characteristics	Tensile Strength - ksi*			
	Ultimate		Yield	
	minimum	maximum	minimum	maximum
<b>6105-T5 (80/20's Alloy)</b>	38.00	••	35.00	••
<b>6063-T6</b>	30.00	••	25.00	••

\*Figures based on material thickness of 0.125 to 1.00"  
From The Aluminum Extrusion Manual, published by The Aluminum Association and the Aluminum Extruders Council.

All of 80/20's T-slotted profiles feature the 6105-T5 alloy. An aluminum extrusion alloy is a mixed metal that includes other elements such as copper, magnesium, iron, silicon or zinc. Certain properties such as strength, machinability and corrosion resistance are influenced by the choice of alloy and temper. **Alloy 6105 with a T5 temper, chosen by 80/20, has better machinability and strength than 6063-T6.**

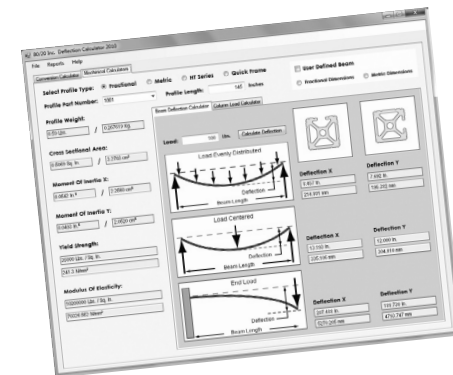
**6105**    **T5**  
 ↑            ↑  
 Alloy    Temper

**Material Strength Specifications**



**Minimum Yield Strength In Newtons**

- 80/20's 6105-T5 alloy yield strength of 241 N/mm² compares to A36 carbon steel's yield strength of 248 N/mm².
- Volume for volume, aluminum weighs about 1/3 as much as iron, steel, copper, or brass.



Download 80/20's Deflection CalculatorX™, the profile strength calculator, at [www.8020.net/Design-Tools-1.asp](http://www.8020.net/Design-Tools-1.asp)

**Simple Beam Deflection Calculations**

Use the formulas listed below to find the worst case deflection for a beam:

**Formula A**

$$\frac{L^3 \cdot W}{48 \cdot E \cdot I} = D$$



This formula will yield worst case deflection for a beam supported at both ends with the load centered over the span.

**Formula B**

$$\frac{5L^3 \cdot W}{384 \cdot E \cdot I} = D$$



This formula will yield worst case deflection for a beam supported at both ends with the load evenly distributed over the span.

**Formula C**

$$\frac{L^3 \cdot W}{3 \cdot E \cdot I} = D$$



This formula will yield worst case deflection for a beam fastened at one end and cantilevered horizontally with the load applied at the end of the beam.

**Example Using Formula A:**

Using the 40-4040 T-slotted profile, a length of 762mm, and an applied force of 222.4 Newton, you should find the approximate beam deflection to be .21mm.

**Formula Reference:**

- L** = Length in Millimeters
- E** = Modulus of Elasticity (70,326.5 N/mm<sup>2</sup>)
- I** = Moment of Inertia (see material specifications on pages 540-542)
- W** = Load in Newtons
- D** = Deflection in Millimeters

**Metric Profile Standards**

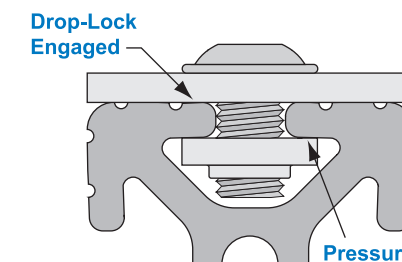
- Yield strength 241.1 N/mm<sup>2</sup> (35,000 p.s.i.) min / tensile strength 262.0 N/mm<sup>2</sup> (38,000 p.s.i.) minimum
- Elongation A5 minimum 10% / Elongation A10 minimum 8%
- Elasticity E approximately 70,326.5 N/mm<sup>2</sup>
- Brinell hardness approximately 75 HB
- Extrusion conforming to DIN 17 615 specifications
- Twist per 304mm (1 foot) of length not to exceed .25 degree and total twist over 6.1m (20 feet) of length not to exceed 1.5 degrees
- Flatness 0.32mm (.004 in.) per 25.4mm (1 in.) of width
- Straightness 0.32mm (0.0125 in.) per 304mm (1 foot) of length, not to exceed 3mm (.118 in.) over 6.1m (20 feet) of length
- Unless otherwise specified, all profiles will have etch and clear (MIL-A-8625F) anodizing with depth of 0.010mm (.0004 in.) and surface hardness of approximately 250 HV (anodized profiles should not be welded because of toxic fumes)

**Metric/U.S. Customary Unit Equivalents**

Linear				
inches	x 25.40	= millimeter (mm)	x 0.03937	= inches
feet	x 0.3048	= meters (m)	x 3.281	= feet
yards	x 0.9144	= meters (m)	x 1.0936	= yards
miles	x 1.6093	= kilometers (km)	x 0.6214	= miles
inches	x 2.540	= centimeters (cm)	x 0.3937	= inches
microinches	x 0.0254	= micrometers (um)	x 39.37	= microinches
Area				
inches <sup>2</sup>	x 645.16	= millimeters <sup>2</sup> (mm <sup>2</sup> )	x 0.00155	= inches <sup>2</sup>
inches <sup>2</sup>	x 6.452	= centimeters <sup>2</sup> (cm <sup>2</sup> )	x 0.155	= inches <sup>2</sup>
feet <sup>2</sup>	x 0.0929	= meters <sup>2</sup> (m <sup>2</sup> )	x 10.764	= feet <sup>2</sup>
yards <sup>2</sup>	x 0.8361	= meters <sup>2</sup> (m <sup>2</sup> )	x 1.196	= yards <sup>2</sup>
acres	x 0.4047	= hectares (10 <sup>4</sup> m <sup>2</sup> ) or (ha)	x 2.471	= acres
miles <sup>2</sup>	x 2.590	= kilometers <sup>2</sup> (km <sup>2</sup> )	x 0.3861	= miles <sup>2</sup>
Mass				
ounces (av)	x 28.35	= grams (g)	x 0.03527	= ounces (av)
pounds (av)	x 0.4536	= kilograms (kg)	x 2.2046	= pounds (av)
tons (2000 lb)	x 907.18	= kilograms (kg)	x 0.001102	= tons (2000 lb)
tons (2000 lb)	x 0.90718	= metric tons (t)	x 1.1023	= tons (2000 lb)
Force				
ounces - f	x 0.278	= newtons (N)	x 3.597	= ounces - f
pounds - f	x 4.448	= newtons (N)	x 0.2248	= pounds - f
kilograms - f	x 9.807	= newtons (N)	x 0.10197	= kilograms - f

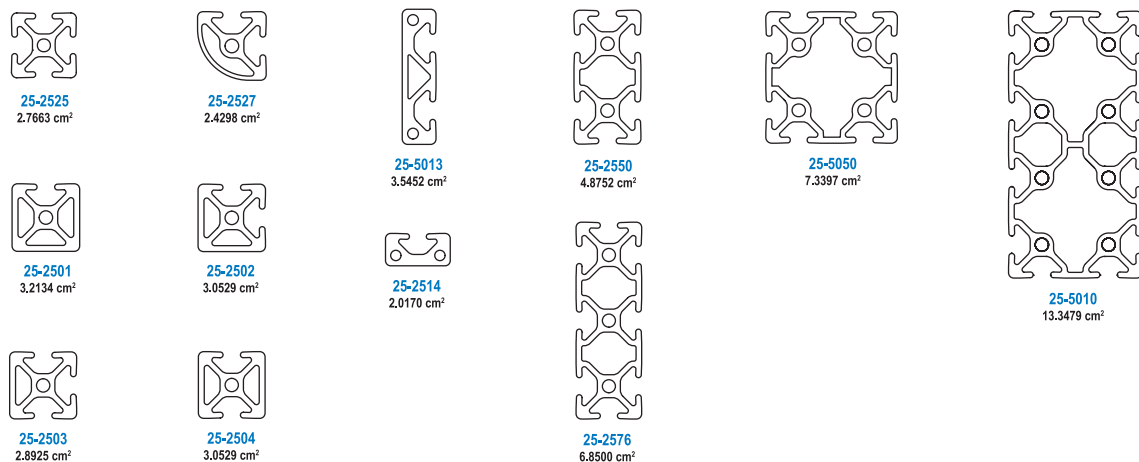
**Torque Specifications**

- Listed below is the amount of torque in Nm. required to activate the 2<sup>o</sup> drop-lock feature for T-slotted profiles
- Nut and bolt combination is pre-loaded when tightened to the minimum torque rating
- When properly tightened, fasteners will not loosen even under heavy vibration



Part Number	Fastener Description	Tested Profile	Minimum Torque Newton Meters	Maximum Torque Newton Meters
75-3422	M8 x 16mm BHSCS & Economy T-Nut	40-4040	13	20
75-3500	M8 x 20mm Economy T-Slot Stud, Washer & Hex Nut	40-4040	40	54
40.3897	40 Series Anchor Fastener Assembly	40-4040-Lite	13	37
40.3891	40 Series End Fastener Assembly	40-4040-Lite	13	29
75-3404	M6 x 10mm BHSCS & Economy T-Nut	25-2525	5	8
25-3896	25 Series Anchor Fastener Assembly	25-2525	4	23
25-3895	25 Series End Fastener Assembly	25-2525	5	23

**25 Series Profile Material Specifications**



**Compatibility Code\*: 6-25**

Part No.	25-2525	25-2501	25-2502	25-2503	25-2504	25-2527
Material	6105-T5 Aluminum					
Finish	Clear Anodize #204-R1					
Weight Per Meter	.7443 kg/m	.8646 kg/m	.8214 kg/m	.7783 kg/m	.8214 kg/m	.6538 kg/m
Stock Length **	4 m or 6 m	4 m or 6 m	4 m or 6 m	4 m or 6 m	4 m or 6 m	4 m or 6 m
Moment of Inertia	IX=1.7726 cm <sup>4</sup> IY=1.7726 cm <sup>4</sup>	IX=2.1893 cm <sup>4</sup> IY=1.9874 cm <sup>4</sup>	IX=1.9781 cm <sup>4</sup> IY=1.9781 cm <sup>4</sup>	IX=1.9689 cm <sup>4</sup> IY=1.7670 cm <sup>4</sup>	IX=2.2731 cm <sup>4</sup> IY=1.7762 cm <sup>4</sup>	IX=1.4579 cm <sup>4</sup> IY=1.4579 cm <sup>4</sup>
Estimated Area	2.7663 cm <sup>2</sup>	3.2134 cm <sup>2</sup>	3.0529 cm <sup>2</sup>	2.8925 cm <sup>2</sup>	3.0529 cm <sup>2</sup>	2.4298 cm <sup>2</sup>
Modulus of Elasticity	70,326.5 N/mm <sup>2</sup>					

Part No.	25-2514	25-5013	25-2550	25-2576	25-5050	25-5010
Material	6105-T5 Aluminum					
Finish	Clear Anodize #204-R1					
Weight Per Meter	.5427 kg/m	.9539 kg/m	1.3052 kg/m	1.8431 kg/m	1.9748 kg/m	3.5914 kg/m
Stock Length **	4 m	4 m	4 m or 6 m	4 m or 6 m	4 m or 6 m	4 m or 6 m
Moment of Inertia	IX=.3030 cm <sup>4</sup> IY=1.3004 cm <sup>4</sup>	IX=8.8453 cm <sup>4</sup> IY=.5897 cm <sup>4</sup>	IX=12.1715 cm <sup>4</sup> IY=3.1967 cm <sup>4</sup>	IX=37.2852 cm <sup>4</sup> IY=4.5921 cm <sup>4</sup>	IX=21.1231 cm <sup>4</sup> IY=21.1231 cm <sup>4</sup>	IX=132.0109 cm <sup>4</sup> IY=39.1137 cm <sup>4</sup>
Estimated Area	2.0170 cm <sup>2</sup>	3.5452 cm <sup>2</sup>	4.8752 cm <sup>2</sup>	6.8500 cm <sup>2</sup>	7.3397 cm <sup>2</sup>	13.3479 cm <sup>2</sup>
Modulus of Elasticity	70,326.5 N/mm <sup>2</sup>					

\* See Compatibility Code information on page 642.

\*\* For profile lengths other than stock length refer to page 1029 for profile cut-to-length services.

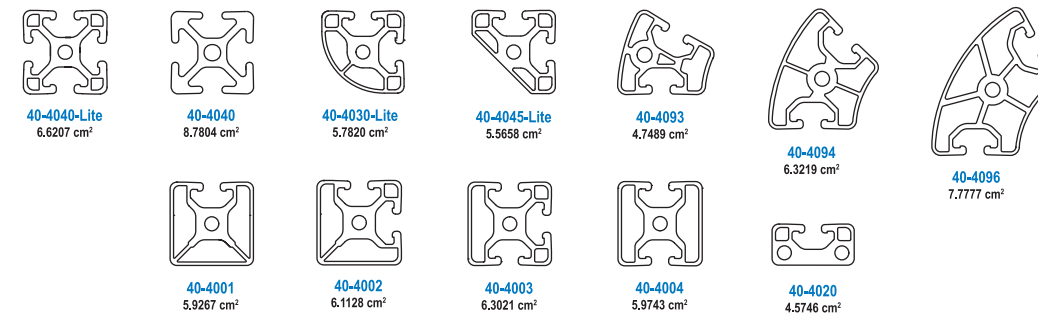
**Legend for Icons**

 Design files for this part can be found on the 80/20® DVD (Design Software)



This part can use double economy T-nuts. See page 757

**40 Series Profile Material Specifications**



**Compatibility Code\*: 8-40**

Part No.	40-4040-Lite	40-4040	40-4020	40-4001	40-4002	40-4003
Material	6105-T5 Aluminum					
Finish	Clear Anodize #204-R1					
Weight Per Meter	1.7814 kg/m	2.3624 kg/m	1.2308 kg/m	1.5946 kg/m	1.6447 kg/m	1.6956 kg/m
Stock Length **	4 m or 6 m	4 m or 6 m	4 m	4 m or 6 m	4 m or 6 m	4 m or 6 m
Moment of Inertia	IX=9.3984 cm <sup>4</sup> IY=9.3984 cm <sup>4</sup>	IX=13.7871 cm <sup>4</sup> IY=13.7871 cm <sup>4</sup>	IX=1.8260 cm <sup>4</sup> IY=6.6587 cm <sup>4</sup>	IX=8.5389 cm <sup>4</sup> IY=8.2599 cm <sup>4</sup>	IX=8.6303 cm <sup>4</sup> IY=8.6303 cm <sup>4</sup>	IX=9.0094 cm <sup>4</sup> IY=8.7284 cm <sup>4</sup>
Estimated Area	6.6207 cm <sup>2</sup>	8.7804 cm <sup>2</sup>	4.5746 cm <sup>2</sup>	5.9267 cm <sup>2</sup>	6.1128 cm <sup>2</sup>	6.3021 cm <sup>2</sup>
Modulus of Elasticity	70,326.5 N/mm <sup>2</sup>					

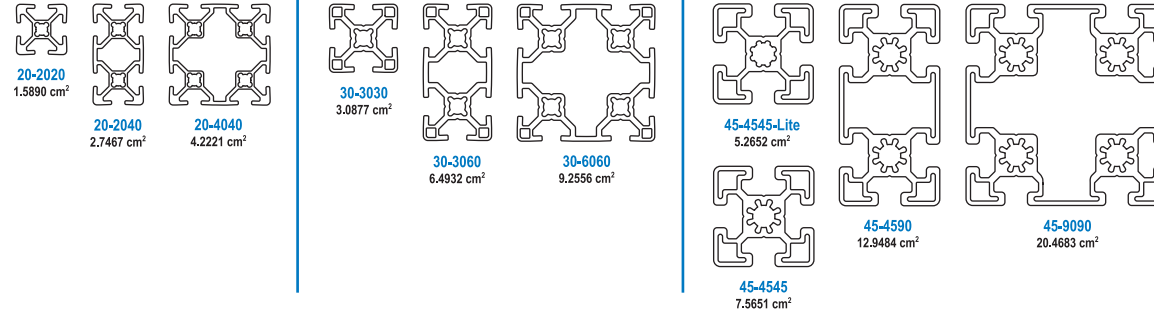
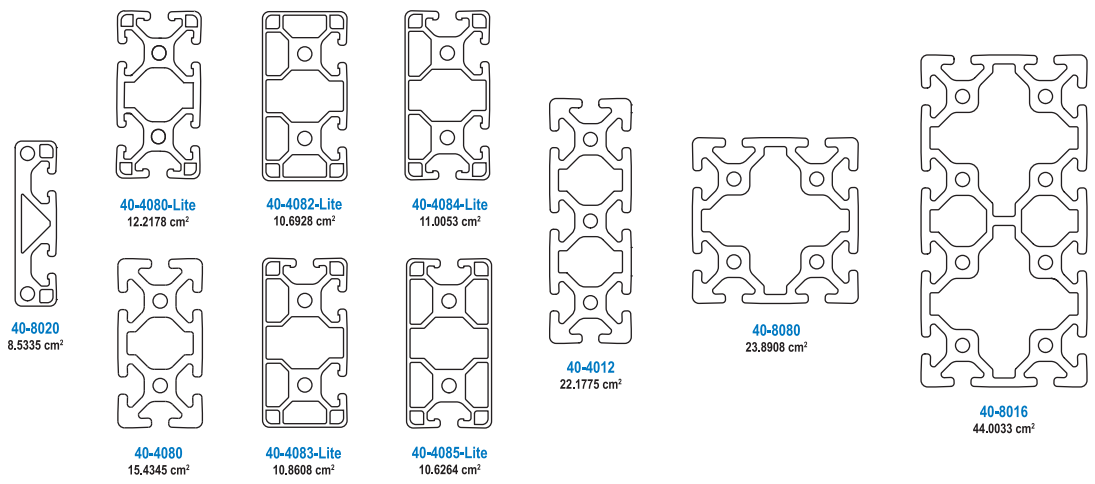
Part No.	40-4004	40-4030-Lite	40-4045-Lite	40-4093	40-4094	40-4096
Material	6105-T5 Aluminum					
Finish	Clear Anodize #204-R1					
Weight Per Meter	1.6074 kg/m	1.5557 kg/m	1.4975 kg/m	1.2727 kg/m	1.6943 kg/m	2.0844 kg/m
Stock Length **	4 m or 6 m	4 m	4 m or 6 m	4 m	4 m	4 m
Moment of Inertia	IX=8.6050 cm <sup>4</sup> IY=8.0430 cm <sup>4</sup>	IX=7.5559 cm <sup>4</sup> IY=7.5559 cm <sup>4</sup>	IX=6.9992 cm <sup>4</sup> IY=7.0047 cm <sup>4</sup>	n/a	n/a	n/a
Estimated Area	5.9743 cm <sup>2</sup>	5.7820 cm <sup>2</sup>	5.5658 cm <sup>2</sup>	4.7489 cm <sup>2</sup>	6.3219 cm <sup>2</sup>	7.7777 cm <sup>2</sup>
Modulus of Elasticity	70,326.5 N/mm <sup>2</sup>					

\* See Compatibility Code information on page 642.

\*\* For profile lengths other than stock length refer to page 1029 for profile cut-to-length services.

40 Series Profile Material Specifications - continued

20, 30 & 45 Series Profile Material Specifications



Compatibility Code\*: 8-40

Part No.	40-8020	40-4080-Lite	40-4080	40-4082-Lite	40-4083-Lite
Material	6105-T5 Aluminum				
Finish	Clear Anodize #204-R1				
Weight Per Meter	2.2960 kg/m	3.2873 kg/m	4.1528 kg/m	2.8657 kg/m	2.9107 kg/m
Stock Length **	4 m	4 m or 6 m	4 m or 6 m	4 m	4 m
Moment of Inertia	IX=49.6610 cm <sup>4</sup> IY=3.7286 cm <sup>4</sup>	IX=71.8927 cm <sup>4</sup> IY=18.7791 cm <sup>4</sup>	IX=97.6618 cm <sup>4</sup> IY=25.2917 cm <sup>4</sup>	IX=66.4788 cm <sup>4</sup> IY=16.3044 cm <sup>4</sup>	IX=68.1908 cm <sup>4</sup> IY=16.4685 cm <sup>4</sup>
Estimated Area	8.5335 cm <sup>2</sup>	12.2178 cm <sup>2</sup>	15.4345 cm <sup>2</sup>	10.6928 cm <sup>2</sup>	10.8608 cm <sup>2</sup>
Modulus of Elasticity	70,326.5 N/mm <sup>2</sup>				

Part No.	40-4084-lite	40-4085-Lite	40-4012	40-8080	40-8016
Material	6105-T5 Aluminum				
Finish	Clear Anodize #204-R1				
Weight Per Meter	2.9494 kg/m	2.8479 kg/m	5.9671 kg/m	6.4280 kg/m	11.8395 kg/m
Stock Length **	4 m	4 m	4 m or 6 m	4 m or 6 m	4 m
Moment of Inertia	IX=69.7266 cm <sup>4</sup> IY=16.6107 cm <sup>4</sup>	IX=67.8370 cm <sup>4</sup> IY=15.9405 cm <sup>4</sup>	IX=306.3198 cm <sup>4</sup> IY=36.8009 cm <sup>4</sup>	IX=171.6341 cm <sup>4</sup> IY=171.6341 cm <sup>4</sup>	IX=1111.9793 cm <sup>4</sup> IY=322.7985 cm <sup>4</sup>
Estimated Area	11.0053 cm <sup>2</sup>	10.6264 cm <sup>2</sup>	22.1775 cm <sup>2</sup>	23.8908 cm <sup>2</sup>	44.0033 cm <sup>2</sup>
Modulus of Elasticity	70,326.5 N/mm <sup>2</sup>				

\* See Compatibility Code information on page 642.

\*\* For profile lengths other than stock length refer to page 1029 for profile cut-to-length services.

Compatibility Code\*:

Part Number	20-2020	20-2040	20-4040	30-3030	30-3060
Material	6105-T5 Aluminum				
Finish	Clear Anodize #204-R1				
Weight Per Meter	.4732 kg/m	0.7649 kg/m	1.1727 kg/m	.9376 kg/m	1.5060 kg/m
Stock Length **	4m or 6m	4m or 6m	4m or 6m	4m or 6m	4m or 6m
Moment of Inertia	IX=.6826 cm <sup>4</sup> IY=.6826 cm <sup>4</sup>	IX=4.5357 cm <sup>4</sup> IY=1.2133 cm <sup>4</sup>	IX=7.8220 cm <sup>4</sup> IY=7.8220 cm <sup>4</sup>	IX=2.7222 cm <sup>4</sup> IY=2.7222 cm <sup>4</sup>	IX=63.2514 cm <sup>4</sup> IY=24.4817 cm <sup>4</sup>
Estimated Area	1.5890 cm <sup>2</sup>	2.7467 cm <sup>2</sup>	4.2221 cm <sup>2</sup>	3.0877 cm <sup>2</sup>	6.4932 cm <sup>2</sup>
Modulus of Elasticity	70,326.5 N/mm <sup>2</sup>				

Compatibility Code\*:

Part No.	30-6060	45-4545-Lite	45-4545	45-4590	45-9090
Material	6105-T5 Aluminum				
Finish	Clear Anodize #204-R1				
Weight Per Meter	2.4123 kg/m	1.5716 kg/m	2.3038 kg/m	3.5627 kg/m	5.6580 kg/m
Stock Length **	4m or 6m	4m or 6m	4m or 6m	4m or 6m	4m or 6m
Moment of Inertia	IX=36.3307 cm <sup>4</sup> IY=36.3307 cm <sup>4</sup>	IX=9.2029 cm <sup>4</sup> IY=9.2029 cm <sup>4</sup>	IX=13.9604 cm <sup>4</sup> IY=13.9604 cm <sup>4</sup>	IX=104.2073 cm <sup>4</sup> IY=25.2638 cm <sup>4</sup>	IX=178.4969 cm <sup>4</sup> IY=179.4969 cm <sup>4</sup>
Estimated Area	9.2556 cm <sup>2</sup>	5.2652 cm <sup>2</sup>	7.5651 cm <sup>2</sup>	12.9484 cm <sup>2</sup>	20.4683 cm <sup>2</sup>
Modulus of Elasticity	70,326.5 N/mm <sup>2</sup>				


\* See Compatibility Code information on page 642.

\*\* For profile lengths other than stock length refer to page 1029 for profile cut-to-length services.



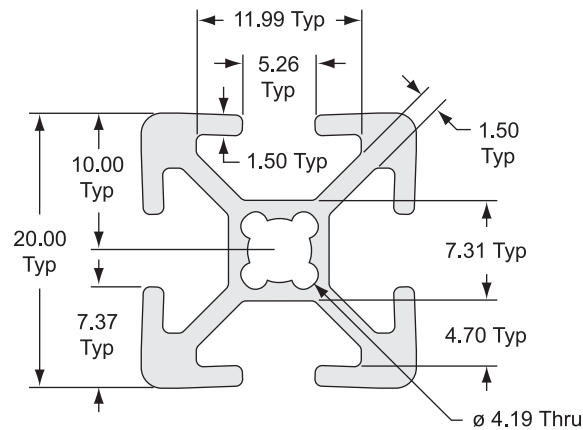
**20-2020 T-Slotted Profile - 20 Series**

- Compatible with all 20 Series fasteners
- Four open T-slots for mounting accessories
- 20-2020 is ideal for machine guards, sound enclosures, workbenches, displays and panel mount racks
- Available in two stock lengths
- Compatibility Code\*: 5-20



**VIBRATION\*\*  
PROOF™**

Part No.	<b>20-2020</b>
Compatibility Code	5-20
Material	6105-T5
Finish	Clear Anodized
Weight Per Meter	.4732 kg/m
Stock Length (+/- .3mm)	4m - Part No. <b>20-2020-4M</b> 6m - Part No. <b>20-2020-6M</b>
Moment Of Inertia	IX=.6826 cm <sup>4</sup> IY=.6826 cm <sup>4</sup>
Estimated Area	1.5890 cm <sup>2</sup>



**Quick Machining Reference**


Machining Service	Service Number
Cut to Length	<a href="#">20-7005</a> (see page 1029)
4.6mm Access Hole	<a href="#">20-7069</a> (see page 1031)
Tap Profile End	<a href="#">20-7063</a> (see page 1030)

Machining Service	Service Number
Miter Cut - One End	<a href="#">20-7065</a> (see page 1035)
Miter Cut & Counterbore	<a href="#">20-7080</a> (see page 1038)
Anchor Counterbore	<a href="#">20-7082</a> (see page 1033)

\* See Compatibility Code information on page 642.  
\*\* See 2° Drop-Lock information on page 640.

**20-2040 T-Slotted Profile - 20 Series**

- Compatible with all 20 Series fasteners
- Six open T-slots for mounting accessories
- 20-2040 is ideal for machine guards, sound enclosures, workbenches, displays and panel mount racks
- Available in two stock lengths
- Compatibility Code\*: 5-20

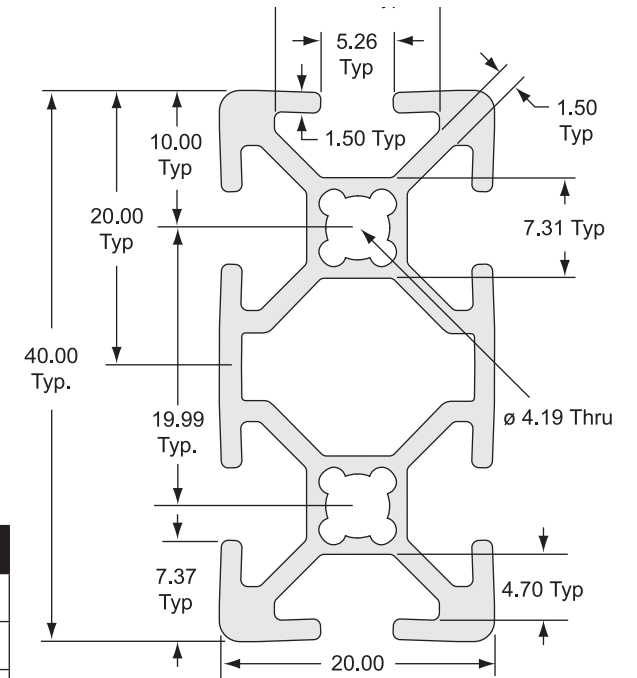


**VIBRATION\*\*  
PROOF™**

Part No.	<b>20-2040</b>
Compatibility Code	5-20
Material	6105-T5
Finish	Clear Anodized
Weight Per Meter	.7649 kg/m
Stock Length (+/- .3mm)	4m - Part No. <b>20-2040-4M</b> 6m - Part No. <b>20-2040-6M</b>
Moment Of Inertia	IX=4.5357 cm <sup>4</sup> IY=1.2133 cm <sup>4</sup>
Estimated Area	2.7467 cm <sup>2</sup>

**Quick Machining Reference**


Machining Service	Service Number
Cut to Length	<a href="#">20-7020</a> (see page 1029)
4.6mm Access Hole	<a href="#">20-7069</a> (see page 1031)
Tap Profile End	<a href="#">20-7047</a> (see page 1030)
Miter Cut - One End	<a href="#">20-7075</a> (see page 1035)
Miter Cut & Counterbore	<a href="#">20-7090</a> (see page 1038)
Anchor Counterbore	<a href="#">20-7092</a> (see page 1033)



\* See Compatibility Code information on page 642.  
\*\* See 2° Drop-Lock information on page 640.

**20-4040 T-Slotted Profile - 20 Series**

- Compatible with all 20 Series fasteners
- Eight open T-slots for mounting accessories
- 20-4040 is ideal for machine guards, sound enclosures, workbenches, displays and panel mount racks
- Available in two stock lengths
- Compatibility Code\*: 5-20




**VIBRATION\*\*  
PROOF™**

**25-2525 T-Slotted Profile - 25 Series**



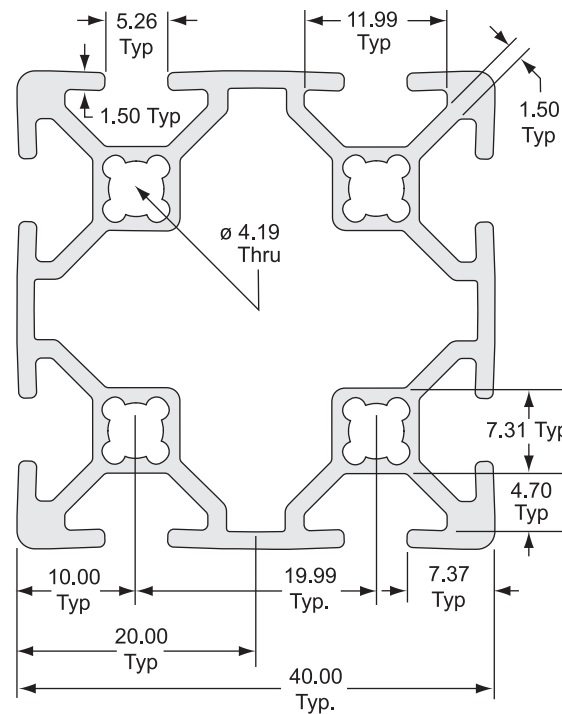
- Compatible with all 25 Series fasteners
- Four open T-slots for mounting accessories
- 25-2525 is ideal for machine guards, sound enclosures, work benches, displays and panel mount racks
- Compatibility Code\*: 6-25



**VIBRATION\*\*  
PROOF™**

1

Part No.	<b>20-4040</b>
Compatibility Code	5-20
Material	6105-T5
Finish	Clear Anodized
Weight Per Meter	1.1727 kg/m
Stock Length (+/- .3mm)	4m - Part No. <b>20-4040-4M</b> 6m - Part No. <b>20-4040-6M</b>
Moment Of Inertia	IX=7.8220 cm <sup>4</sup> IY=7.8220 cm <sup>4</sup>
Estimated Area	4.2221 cm <sup>2</sup>



**Quick Machining Reference**

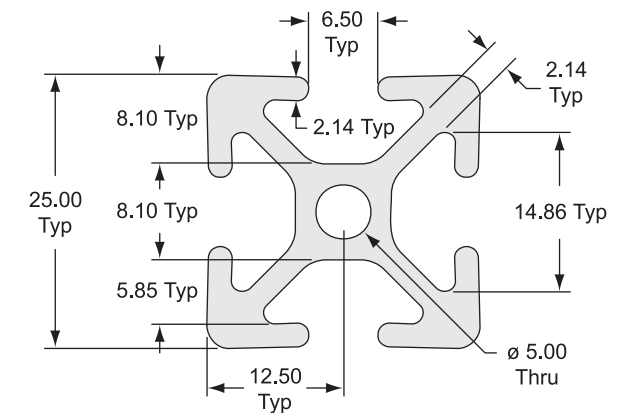
Machining Service	Service Number
Cut to Length	<b>20-7030</b> (see page 1029)
4.6mm Access Hole	<b>20-7069</b> (see page 1031)
Tap Profile End	<b>20-7067</b> (see page 1030)
Miter Cut - One End	<b>20-7085</b> (see page 1035)

\* See Compatibility Code information on page 642.

\*\* See 2° Drop-Lock information on page 640.

1

Part No.	<b>25-2525</b>
Material	6105-T5
Finish	Clear Anodized
Weight Per Meter	.7443 kg/m
Stock Length (+/- 3mm)	4m - Part No. <b>25-2525-4M</b> 6m - Part No. <b>25-2525-6M</b>
Moment Of Inertia	IX=1.7726 cm <sup>4</sup> IY=1.7726 cm <sup>4</sup>
Estimated Area	2.7663 cm <sup>2</sup>



**Quick Machining Reference**

Machining Service	Service Number
Cut to Length	<b>25-7005</b> (see page 1029)
5.1mm Access Hole	<b>25-7051</b> (see page 1031)
Anchor Counterbore	<b>25-7042</b> (see page 1033)
Tap Profile End	<b>25-7063</b> (see page 1030)


\* See Compatibility Code information on page 642.

\*\* See 2° Drop-Lock information on page 640.

**25-2501 T-Slotted Profile - 25 Series**



- Compatible with all 25 Series fasteners
- Three closed sides with one open side
- Clean, aesthetic look
- Great for projects such as furniture, displays, trade show booths, retail kiosks or anything requiring a finished look
- Compatibility Code\*: 6-25




**VIBRATION\*\*  
PROOF™**

**25-2502 T-Slotted Profile - 25 Series**

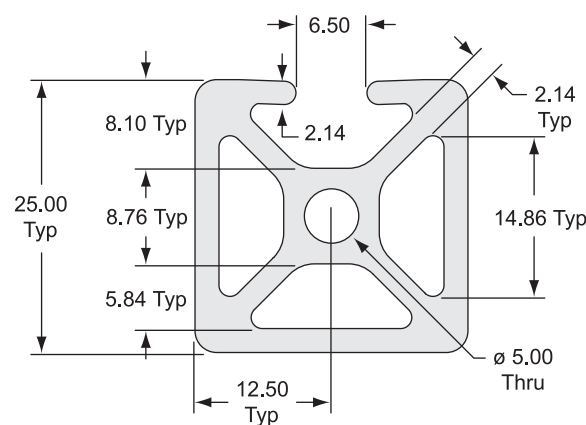


- Compatible with all 25 Series fasteners
- Two closed sides, two open sides, each adjacent to one another
- Clean, aesthetic look
- Great for projects such as furniture, displays, trade show booths, retail kiosks or anything requiring a finished look
- Compatibility Code\*: 6-25

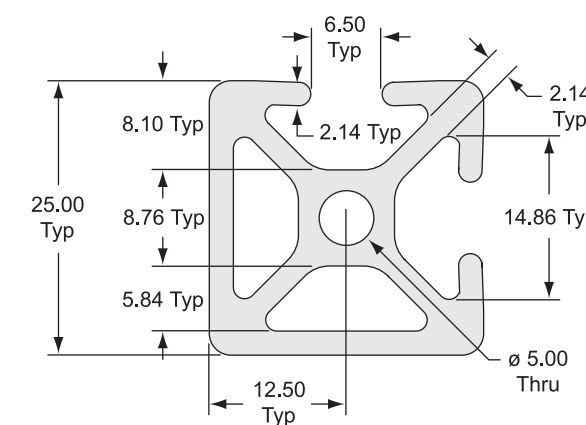


**VIBRATION\*\*  
PROOF™**

Part No.	<b>25-2501</b>
Material	6105-T5
Finish	Clear Anodized
Weight Per Meter	.8646 kg/m
Stock Length (+/- 3mm)	4m - Part No. <b>25-2501-4M</b> 6m - Part No. <b>25-2501-6M</b>
Moment Of Inertia	IX=1.9874 cm <sup>4</sup> IY=2.1893 cm <sup>4</sup>
Estimated Area	3.2134 cm <sup>2</sup>



Part No.	<b>25-2502</b>
Material	6105-T5
Finish	Clear Anodized
Weight Per Meter	.8214 kg/m
Stock Length (+/- 3mm)	4m - Part No. <b>25-2502-4M</b> 6m - Part No. <b>25-2502-6M</b>
Moment Of Inertia	IX=1.9781 cm <sup>4</sup> IY=1.9781 cm <sup>4</sup>
Estimated Area	3.0529 cm <sup>2</sup>



**Quick Machining Reference**

Machining Service	Service Number
Cut to Length	<a href="#">25-7005</a> (see page 1029)
5.1mm Access Hole	<a href="#">25-7051</a> (see page 1031)
Anchor Counterbore	<a href="#">25-7042</a> (see page 1033)
Tap Profile End	<a href="#">25-7063</a> (see page 1030)

**Quick Machining Reference**

Machining Service	Service Number
Cut to Length	<a href="#">25-7005</a> (see page 1029)
5.1mm Access Hole	<a href="#">25-7051</a> (see page 1031)
Anchor Counterbore	<a href="#">25-7042</a> (see page 1033)
Tap Profile End	<a href="#">25-7063</a> (see page 1030)

\* See Compatibility Code information on page 642.

\*\* See 2° Drop-Lock information on page 640.


\* See Compatibility Code information on page 642.

\*\* See 2° Drop-Lock information on page 640.

**25-2503 T-Slotted Profile - 25 Series**



- Compatible with all 25 Series fasteners
- One closed side with three open T-slots
- Clean, aesthetic look
- Great for projects such as furniture, displays, trade show booths, retail kiosks or anything requiring a finished look
- Compatibility Code\*: 6-25



**VIBRATION  
PROOF™**

**25-2504 T-Slotted Profile - 25 Series**

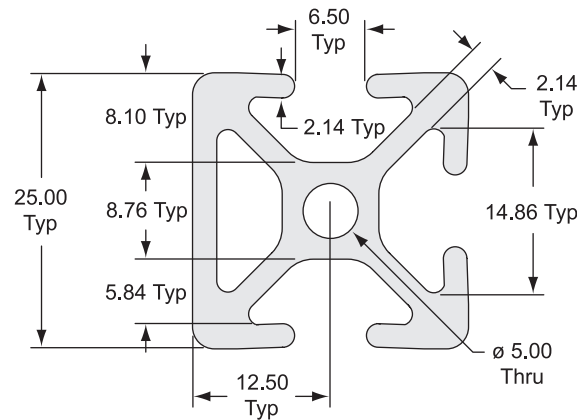


- Compatible with all 25 Series fasteners
- Two closed-sided faces opposite each other
- The 25-2504 profile allows support structures or large panels to be easily placed into the open T-slots, while maintaining a continuous surface
- Great for projects such as furniture, displays, trade show booths, retail kiosks or anything requiring a finished look
- Compatibility Code\*: 6-25

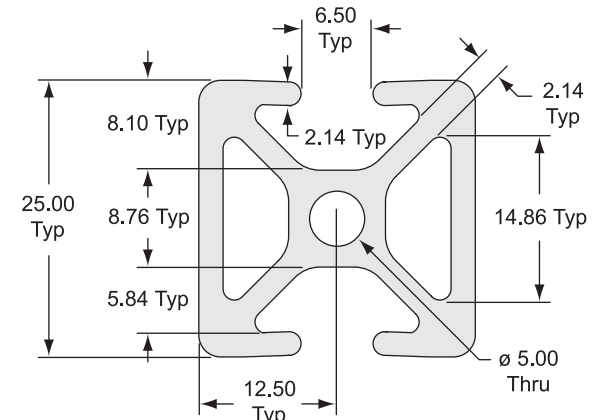


**VIBRATION  
PROOF™**

Part No.	<b>25-2503</b>
Material	6105-T5
Finish	Clear Anodized
Weight Per Meter	.7783 kg/m
Stock Length (+/- 3mm)	4m - Part No. <a href="#">25-2503-4M</a> 6m - Part No. <a href="#">25-2503-6M</a>
Moment Of Inertia	IX=1.7670 cm <sup>4</sup> IY=1.9689 cm <sup>4</sup>
Estimated Area	2.8925 cm <sup>2</sup>



Part No.	<b>25-2504</b>
Material	6105-T5
Finish	Clear Anodized
Weight Per Meter	.8214 kg/m
Stock Length (+/- 3mm)	4m - Part No. <a href="#">25-2504-4M</a> 6m - Part No. <a href="#">25-2504-6M</a>
Moment Of Inertia	IX=1.7762 cm <sup>4</sup> IY=2.2731 cm <sup>4</sup>
Estimated Area	3.0529 cm <sup>2</sup>



**Quick Machining Reference**

Machining Service	Service Number
Cut to Length	<a href="#">25-7005</a> (see page 1029)
5.1mm Access Hole	<a href="#">25-7051</a> (see page 1031)
Anchor Counterbore	<a href="#">25-7042</a> (see page 1033)
Tap Profile End	<a href="#">25-7063</a> (see page 1030)

**Quick Machining Reference**

Machining Service	Service Number
Cut to Length	<a href="#">25-7005</a> (see page 1029)
5.1mm Access Hole	<a href="#">25-7051</a> (see page 1031)
Anchor Counterbore	<a href="#">25-7042</a> (see page 1033)
Tap Profile End	<a href="#">25-7063</a> (see page 1030)

\* See Compatibility Code information on page 642.


\*\* See 2° Drop-Lock information on page 640.

\* See Compatibility Code information on page 642.

\*\* See 2° Drop-Lock information on page 640.

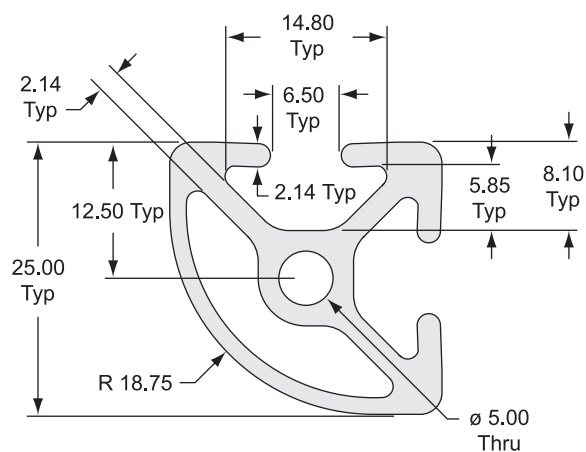
**25-2527 T-Slotted Profile - 25 Series** 

- Compatible with all 25 Series fasteners
- A quarter round profile with two open T-slots
- The 25-2527 profile allows support structures or large panels to be easily placed into the open T-slots, while maintaining a continuous surface
- Use for light-duty workstations, displays, exhibits, inspection devices or office furniture
- Compatibility Code\*: 6-25



**VIBRATION\*\*  
PROOF™**

Part No.	<b>25-2527</b>
Material	6105-T5
Finish	Clear Anodized
Weight Per Meter	.6538 kg/m
Stock Length (+/- 3mm)	4m - Part No. <b>25-2527-4M</b> 6m - Part No. <b>25-2527-6M</b>
Moment Of Inertia	IX=1.4579 cm <sup>4</sup> IY=1.4579 cm <sup>4</sup>
Estimated Area	2.4298 cm <sup>2</sup>



**Quick Machining Reference**

Machining Service	Service Number
Cut to Length	<a href="#">25-7005</a> (see page 1029)
5.1mm Access Hole	<a href="#">25-7051</a> (see page 1031)
Anchor Counterbore	<a href="#">25-7042</a> (see page 1033)
Tap Profile End	<a href="#">25-7063</a> (see page 1030)

\* See Compatibility Code information on page 642.  
\*\* See 2° Drop-Lock information on page 640.

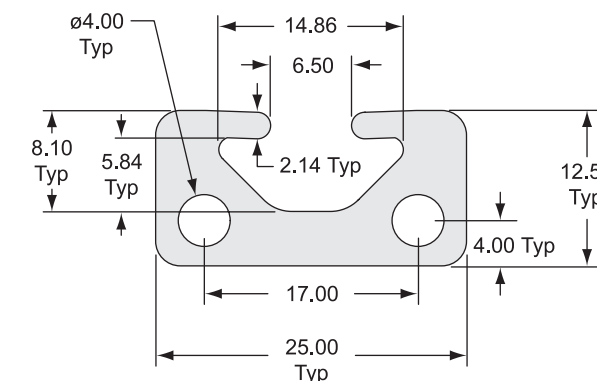
**25-2514 T-Slotted Profile - 25 Series** 

- Compatible with all 25 Series fasteners
- Thinner T-slotted profile that mounts easily to flat surfaces
- Works great as a supporting structure or spacer for mounting accessories
- Mount handles, door tracks, rails and other supports for components, such as valves and sensors, with this profile
- Compatibility Code\*: 6-25



**VIBRATION\*\*  
PROOF™**

Part No.	<b>25-2514</b>
Material	6105-T5
Finish	Clear Anodized
Weight Per Meter	.5427 kg/m
Stock Length (+/- 3mm)	4m - Part No. <b>25-2514-4M</b>
Moment Of Inertia	IX=.3030 cm <sup>4</sup> IY=1.3004 cm <sup>4</sup>
Estimated Area	2.0170 cm <sup>2</sup>



**Quick Machining Reference**

Machining Service	Service Number
Cut to Length	<a href="#">25-7005</a> (see page 1029)
5.1mm Access Hole	<a href="#">25-7051</a> (see page 1031)
Anchor Counterbore	<a href="#">25-7042</a> (see page 1033)
Tap Profile End	<a href="#">25-7007</a> (see page 1030)
Drill & Counterbore	<a href="#">25-7256</a> (see page 1041)

\* See Compatibility Code information on page 642.  
\*\* See 2° Drop-Lock information on page 640.

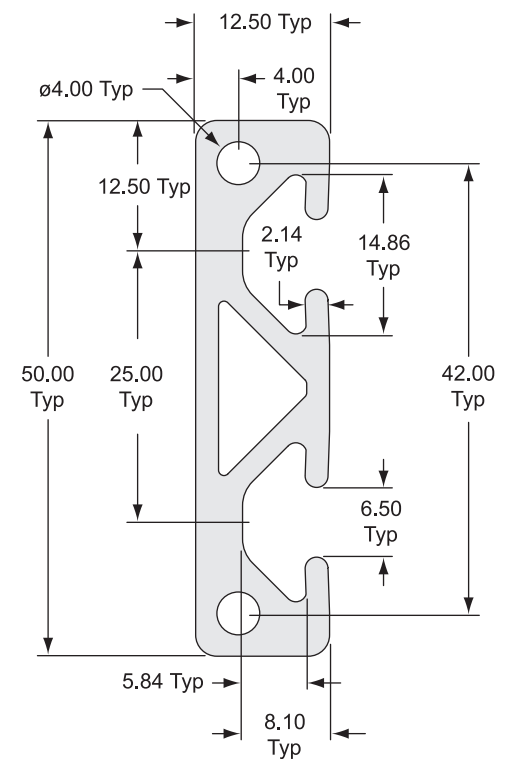
**25-5013 T-Slotted Profile - 25 Series** 

- Compatible with all 25 Series fasteners
- Thinner T-slotted profile that is easily mounted to flat surfaces
- Works great as a supporting structure or spacer for mounting accessories
- Mount handles, door tracks, rails and other supports for components, such as valves and sensors, with this profile
- Compatibility Code\*: 6-25



**VIBRATION  
PROOF™**

Part No.	<b>25-5013</b>
Material	6105-T5
Finish	Clear Anodized
Weight Per Meter	.9539 kg/m
Stock Length (+/- 3mm)	4m - Part No. <b>25-5013-4M</b>
Moment Of Inertia	IX=8.8453 cm <sup>4</sup> IY=5.5897 cm <sup>4</sup>
Estimated Area	3.5452 cm <sup>2</sup>




\* See Compatibility Code information on page 642.  
\*\* See 2° Drop-Lock information on page 640.

**Quick Machining Reference**

Machining Service	Service Number
Cut to Length	<a href="#">25-7000</a> (see page 1029)
5.1mm Access Hole	<a href="#">25-7051</a> (see page 1031)
Anchor Counterbore	<a href="#">25-7042</a> (see page 1033)
Tap Profile End	<a href="#">25-7009</a> (see page 1030)
Drill & Counterbore	<a href="#">25-7256</a> (see page 1041)

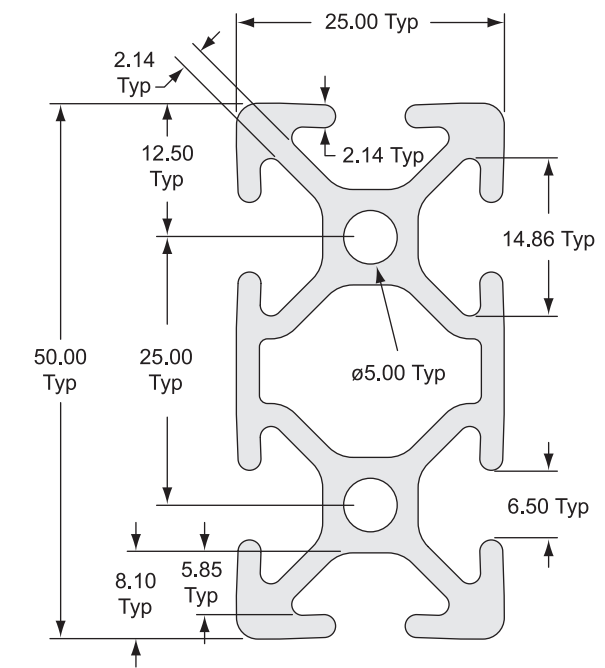
**25-2550 T-Slotted Profile - 25 Series** 

- Compatible with all 25 Series fasteners
- Six open T-slots for mounting accessories
- The center cavity can be pressurized up to 1.034 N/mm<sup>2</sup> (150 psi); refer to pages 934-935
- Ideal for machine guards, sound enclosures, work benches, displays and panel mount racks
- Compatibility Code\*: 6-25



**VIBRATION  
PROOF™**

Part No.	<b>25-2550</b>
Material	6105-T5
Finish	Clear Anodized
Weight Per Meter	1.3052 kg/m
Stock Length (+/- 3mm)	4m - Part No. <b>25-2550-4M</b> 6m - Part No. <b>25-2550-6M</b>
Moment Of Inertia	IX=12.1715 cm <sup>4</sup> IY=3.1967 cm <sup>4</sup>
Estimated Area	4.8752 cm <sup>2</sup>



\* See Compatibility Code information on page 642.  
\*\* See 2° Drop-Lock information on page 640.

**Quick Machining Reference**

Machining Service	Service Number
Cut to Length	<a href="#">25-7000</a> (see page 1029)
5.1mm Access Hole	<a href="#">25-7051</a> (see page 1031)
Anchor Counterbore	<a href="#">25-7042</a> (see page 1033)
Tap Profile End	<a href="#">25-7047</a> (see page 1030)

**25-2576 T-Slotted Profile - 25 Series**

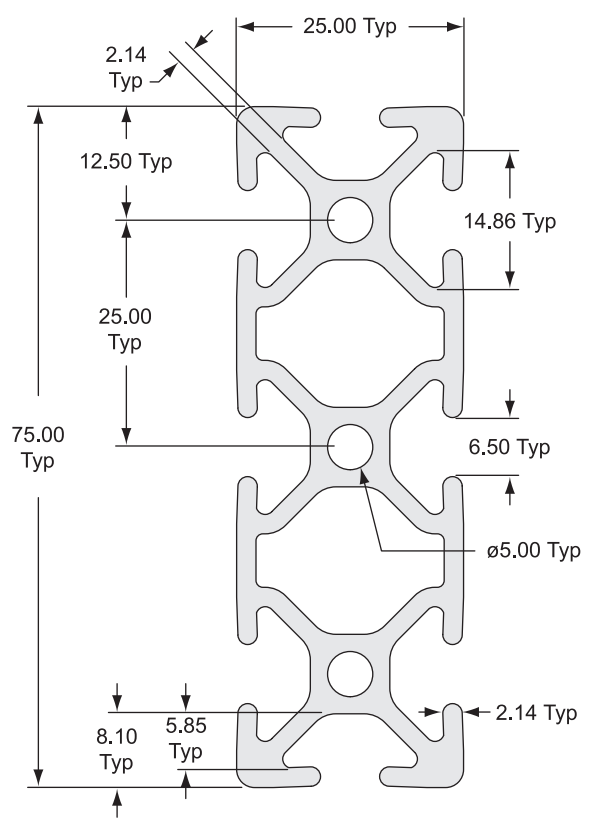


- Compatible with all 25 Series fasteners
- Eight open T-slots for mounting accessories
- Great for linear motion, machine frames, robotics and supports
- The cavities can be pressurized up to 1.034 N/mm<sup>2</sup> (150 psi); refer to pages 934-935
- Compatibility Code\*: 6-25



**VIBRATION\*\*  
PROOF™**

Part No.	<b>25-2576</b>
Material	6105-T5
Finish	Clear Anodized
Weight Per Meter	1.8431 kg/m
Stock Length (+/- 3mm)	4m - Part No. <b>25-2576-4M</b> 6m - Part No. <b>25-2576-6M</b>
Moment Of Inertia	IX=37.2852 cm <sup>4</sup> IY=4.5921 cm <sup>4</sup>
Estimated Area	6.8500 cm <sup>2</sup>



\* See Compatibility Code information on page 642.  
\*\* See 2° Drop-Lock information on page 640.

**Quick Machining Reference**

Machining Service	Service Number
Cut to Length	<b>25-7003</b> (see page 1029)
5.1mm Access Hole	<b>25-7051</b> (see page 1031)
Anchor Counterbore	<b>25-7042</b> (see page 1033)
Tap Profile End	<b>25-7037</b> (see page 1030)

**25-5050 T-Slotted Profile - 25 Series**

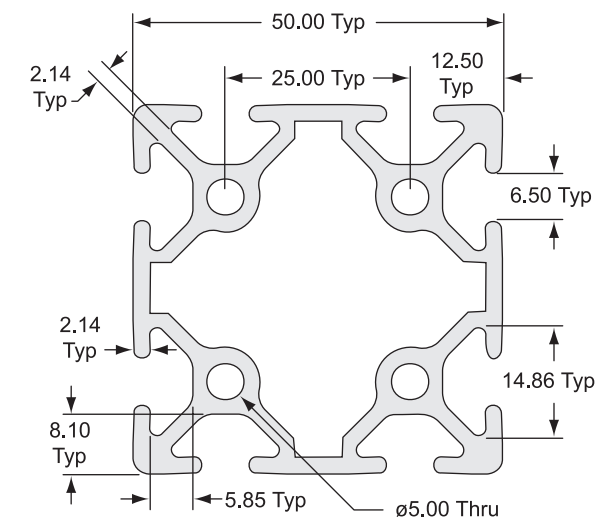


- Compatible with all 25 Series fasteners
- Eight open T-slots for mounting accessories
- The 25-5050 profile is ideal for applications where strength and open T-slots are required
- The center cavity can be pressurized up to 1.034 N/mm<sup>2</sup> (150 psi); refer to pages 934-935
- Compatibility Code\*: 6-25



**VIBRATION\*\*  
PROOF™**

Part No.	<b>25-5050</b>
Material	6105-T5
Finish	Clear Anodized
Weight Per Meter	1.9748 kg/m
Stock Length (+/- 3mm)	4m - Part No. <b>25-5050-4M</b> 6m - Part No. <b>25-5050-6M</b>
Moment Of Inertia	IX=21.1231 cm <sup>4</sup> IY=21.1231 cm <sup>4</sup>
Estimated Area	7.3397 cm <sup>2</sup>



\* See Compatibility Code information on page 642.  
\*\* See 2° Drop-Lock information on page 640.

**Quick Machining Reference**

Machining Service	Service Number
Cut to Length	<b>25-7012</b> (see page 1029)
5.1mm Access Hole	<b>25-7051</b> (see page 1031)
Anchor Counterbore	<b>25-7042</b> (see page 1033)
Tap Profile End	<b>25-7067</b> (see page 1030)

**25-5010 T-Slotted Profile - 25 Series**

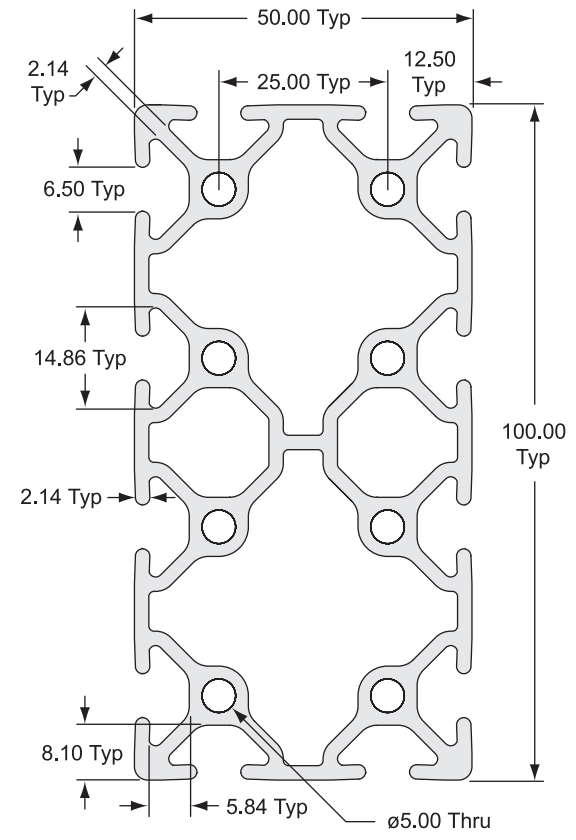


- Compatible with all 25 Series fasteners
- 12 open T-slots for mounting accessories
- The 25-5010 profile is ideal for applications where strength and open T-slots are required
- The cavities can be pressurized up to 1.034 N/mm<sup>2</sup> (150 psi); refer to pages 934-935
- Compatibility Code\*: 6-25



**VIBRATION\*\*  
PROOF™**

Part No.	<b>25-5010</b>
Material	6105-T5
Finish	Clear Anodized
Weight Per Meter	3.5914 kg/m
Stock Length (+/- 3mm)	4m - Part No. <b>25-5010-4M</b> 6m - Part No. <b>25-5010-6M</b>
Moment Of Inertia	IX=132.0109 cm <sup>4</sup> IY=39.1137 cm <sup>4</sup>
Estimated Area	13.3479 cm <sup>2</sup>




**Quick Machining Reference**

Machining Service	Service Number
Cut to Length	<b>25-7013</b> (see page 1029)
5.1mm Access Hole	<b>25-7051</b> (see page 1031)
Anchor Counterbore	<b>25-7042</b> (see page 1033)
Tap Profile End	<b>25-7039</b> (see page 1030)

\* See Compatibility Code information on page 642.  
\*\* See 2° Drop-Lock information on page 640.

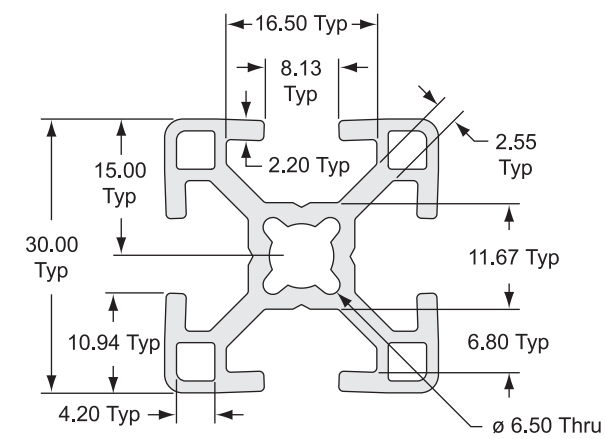
**30-3030 T-Slotted Profile - 30 Series**

- Compatible with all 30 Series fasteners
- Four open T-slots for mounting accessories
- 30-3030 is a great choice when strength is needed in applications such as guards, enclosures, workstations and furniture
- Available in two stock lengths
- Compatibility Code\*: 8-30



**VIBRATION\*\*  
PROOF™**

Part No.	<b>30-3030</b>
Compatibility Code	8-30
Material	6105-T5
Finish	Clear Anodized
Weight Per Meter	.9376 kg/m
Stock Length (+/- .3mm)	4m - Part No. <b>30-3030-4M</b> 6m - Part No. <b>30-3030-6M</b>
Moment Of Inertia	IX=2.7222 cm <sup>4</sup> IY=2.7222 cm <sup>4</sup>
Estimated Area	3.0877 cm <sup>2</sup>



**Quick Machining Reference**

Machining Service	Service Number
Cut to Length	<b>30-7010</b> (see page 1029)
7.1mm Access Hole	<b>30-7246</b> (see page 1031)
Tap Profile End	<b>30-7059</b> (see page 1030)
Bolt Connector	<b>30-7034</b> (see page 1048)


Machining Service	Service Number
Miter Cut - One End	<b>30-7065</b> (see page 1035)
Miter Cut & Counterbore	<b>30-7080</b> (see page 1038)
Anchor Counterbore	<b>30-7082</b> (see page 1033)

\* See Compatibility Code information on page 642.  
\*\* See 2° Drop-Lock information on page 640.



**30-3060 T-Slotted Profile - 30 Series**

- Compatible with all 30 Series fasteners
- Six open T-slots for mounting accessories
- 30-3060 is a great choice when strength is needed in applications such as guards, enclosures, workstations and furniture
- The center cavity can be pressurized up to 1.034 N/mm<sup>2</sup> (150 psi); refer to pages 934-935
- Available in two stock lengths
- Compatibility Code\*: 8-30

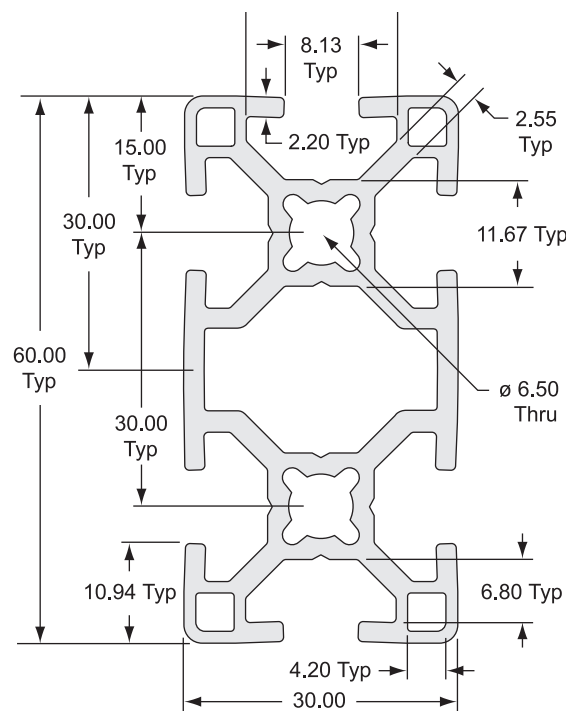


**VIBRATION  
PROOF™**

Part No.	<b>30-3060</b>
Compatibility Code	8-30
Material	6105-T5
Finish	Clear Anodized
Weight Per Meter	1.5060 kg/m
Stock Length (+/- .3mm)	4m - Part No. <b>30-3060-4M</b> 6m - Part No. <b>30-3060-6M</b>
Moment Of Inertia	IX=63.2514 cm <sup>4</sup> IY=24.4817 cm <sup>4</sup>
Estimated Area	6.4932 cm <sup>2</sup>

**Quick Machining Reference**

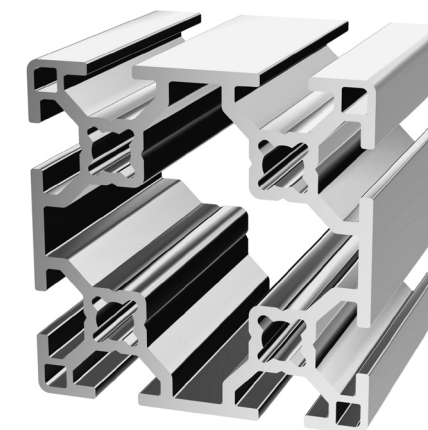
Machining Service	Service Number
Cut to Length	<b>30-7020</b> (see page 1029)
7.1mm Access Hole	<b>30-7246</b> (see page 1031)
Tap Profile End	<b>30-7048</b> (see page 1030)
Miter Cut - One End	<b>30-7075</b> (see page 1035)
Miter Cut & Counterbore	<b>30-7090</b> (see page 1038)
Anchor Counterbore	<b>30-7092</b> (see page 1033)



\* See Compatibility Code information on page 642.  
\*\* See 2° Drop-Lock information on page 640.

**30-6060 T-Slotted Profile - 30 Series**

- Compatible with all 30 Series fasteners
- Eight open T-slots for mounting accessories
- 30-3030 is a great choice when strength is needed in applications such as guards, enclosures, workstations and furniture
- The center cavity can be pressurized up to 1.034 N/mm<sup>2</sup> (150 psi); refer to pages 934-935
- Available in two stock lengths
- Compatibility Code\*: 8-30

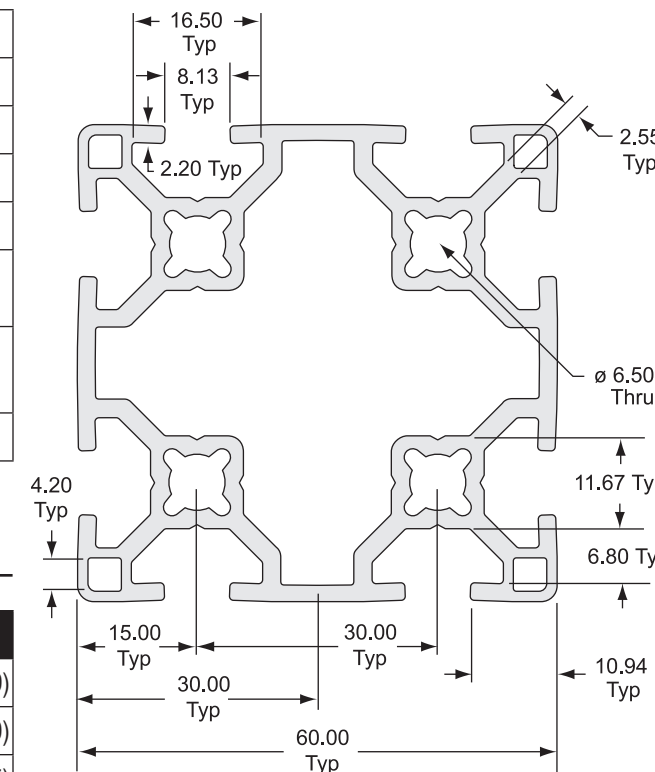


**VIBRATION  
PROOF™**

Part No.	<b>30-6060</b>
Compatibility Code	8-30
Material	6105-T5
Finish	Clear Anodized
Weight Per Meter	2.4123 kg/m
Stock Length (+/- .3mm)	4m - Part No. <b>30-6060-4M</b> 6m - Part No. <b>30-6060-6M</b>
Moment Of Inertia	IX=36.3307 cm <sup>4</sup> IY=36.3307 cm <sup>4</sup>
Estimated Area	9.2556 cm <sup>2</sup>

**Quick Machining Reference**

Machining Service	Service Number
Cut to Length	<b>30-7030</b> (see page 1029)
Tap Profile End	<b>30-7056</b> (see page 1030)
Miter Cut - One End	<b>30-7085</b> (see page 1035)



\* See Compatibility Code information on page 642.  
\*\* See 2° Drop-Lock information on page 640.

**40-4040-Lite T-Slotted Profile - 40 Series**

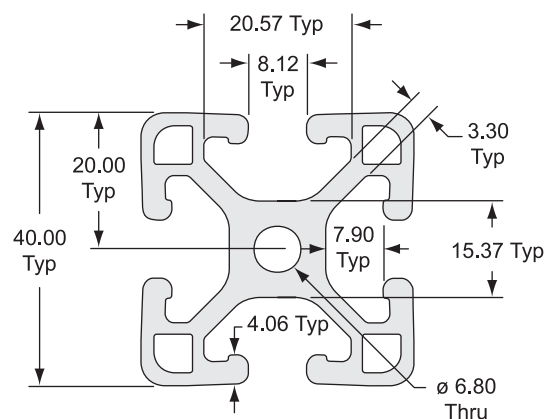


- Compatible with all 40 Series fasteners
- Four open T-slots for mounting accessories
- A great choice when strength is needed in a lightweight application such as guards, enclosures, workstations and furniture
- Compatibility Code\*: 8-40



**VIBRATION\*\*  
PROOF™**

Part No.	<b>40-4040-Lite</b>
Material	6105-T5
Finish	Clear Anodized
Weight Per Meter	1.7814 kg/m
Stock Length (+/- 3mm)	4m - Part No. <b>40-4040-Lite-4M</b> 6m - Part No. <b>40-4040-Lite-6M</b>
Moment Of Inertia	IX=9.3984 cm <sup>4</sup> IY=9.3984 cm <sup>4</sup>
Estimated Area	6.6207 cm <sup>2</sup>



**Quick Machining Reference**

Machining Service	Service Number
Cut to Length	<a href="#">40-7010</a> (see page 1029)
7.1mm Access Hole	<a href="#">40-7050</a> (see page 1031)
Anchor Counterbore	<a href="#">40-7044</a> (see page 1033)
Tap Profile End	<a href="#">40-7059</a> (see page 1030)

\* See Compatibility Code information on page 642.

\*\* See 2° Drop-Lock information on page 640.

**40-4040 T-Slotted Profile - 40 Series**

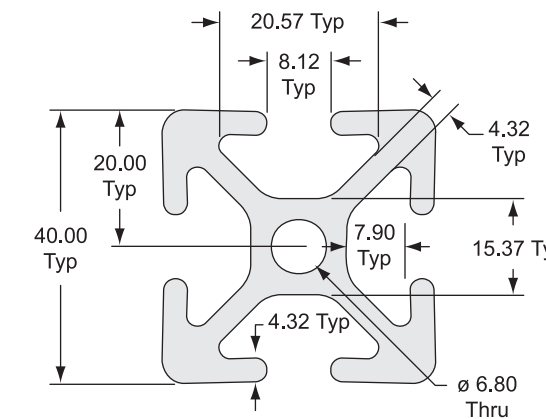


- Compatible with all 40 Series fasteners
- Four open T-slots for mounting accessories
- Ideal for machine guards, sound enclosures, work benches, displays and panel mount racks
- Compatibility Code\*: 8-40



**VIBRATION\*\*  
PROOF™**

Part No.	<b>40-4040</b>
Material	6105-T5
Finish	Clear Anodized
Weight Per Meter	2.3624 kg/m
Stock Length (+/- 3mm)	4m - Part No. <b>40-4040-4M</b> 6m - Part No. <b>40-4040-6M</b>
Moment Of Inertia	IX=13.7871 cm <sup>4</sup> IY=13.7871 cm <sup>4</sup>
Estimated Area	8.7804 cm <sup>2</sup>



**Quick Machining Reference**

Machining Service	Service Number
Cut to Length	<a href="#">40-7010</a> (see page 1029)
7.1mm Access Hole	<a href="#">40-7050</a> (see page 1031)
Anchor Counterbore	<a href="#">40-7044</a> (see page 1033)
Tap Profile End	<a href="#">40-7059</a> (see page 1030)

\* See Compatibility Code information on page 642.

\*\* See 2° Drop-Lock information on page 640.

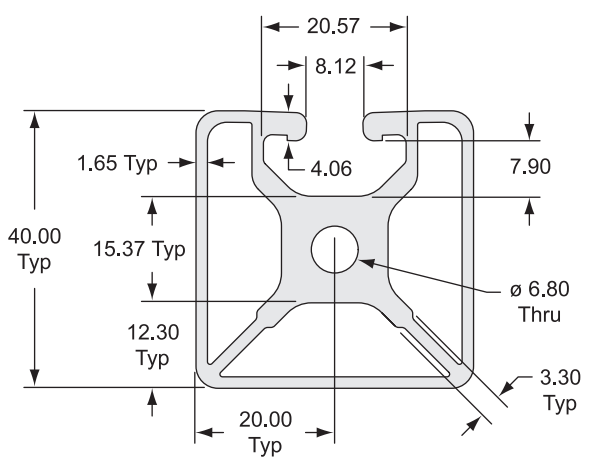
**40-4001 T-Slotted Profile - 40 Series** 

- Compatible with all 40 Series fasteners
- Three closed sides with one open T-slot
- Clean, aesthetic look
- Great for projects such as furniture, displays, trade show booths, retail kiosks or anything requiring a finished look
- Compatibility Code\*: 8-40



**VIBRATION\*\*  
PROOF™**

Part No.	<b>40-4001</b>
Material	6105-T5
Finish	Clear Anodized
Weight Per Meter	1.5946 kg/m
Stock Length (+/- 3mm)	4m - Part No. <b>40-4001-4M</b> 6m - Part No. <b>40-4001-6M</b>
Moment Of Inertia	IX=8.5389 cm <sup>4</sup> IY=8.2599 cm <sup>4</sup>
Estimated Area	5.9267 cm <sup>2</sup>



**Quick Machining Reference**

Machining Service	Service Number
Cut to Length	<a href="#">40-7010</a> (see page 1029)
7.1mm Access Hole	<a href="#">40-7050</a> (see page 1031)
Anchor Counterbore	<a href="#">40-7044</a> (see page 1033)
Tap Profile End	<a href="#">40-7059</a> (see page 1030)

\* See Compatibility Code information on page 642.  
\*\* See 2° Drop-Lock information on page 640.

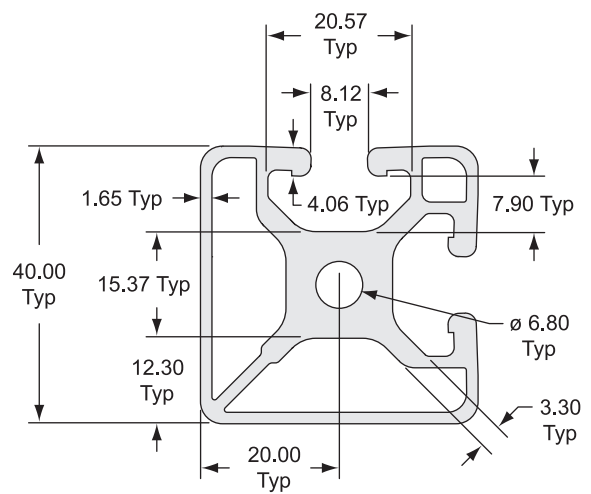
**40-4002 T-Slotted Profile - 40 Series** 

- Compatible with all 40 Series fasteners
- Two closed sides, two open sides, each adjacent to one another
- Clean, aesthetic look
- Great for projects such as furniture, displays, trade show booths, retail kiosks or anything requiring a finished look
- Compatibility Code\*: 8-40



**VIBRATION\*\*  
PROOF™**

Part No.	<b>40-4002</b>
Material	6105-T5
Finish	Clear Anodized
Weight Per Meter	1.6447 kg/m
Stock Length (+/- 3mm)	4m - Part No. <b>40-4002-4M</b> 6m - Part No. <b>40-4002-6M</b>
Moment Of Inertia	IX=8.6303 cm <sup>4</sup> IY=8.6303 cm <sup>4</sup>
Estimated Area	6.1128 cm <sup>2</sup>



**Quick Machining Reference**

Machining Service	Service Number
Cut to Length	<a href="#">40-7010</a> (see page 1029)
7.1mm Access Hole	<a href="#">40-7050</a> (see page 1031)
Anchor Counterbore	<a href="#">40-7044</a> (see page 1033)
Tap Profile End	<a href="#">40-7059</a> (see page 1030)

\* See Compatibility Code information on page 642.  
\*\* See 2° Drop-Lock information on page 640.

**40-4003 T-Slotted Profile - 40 Series**

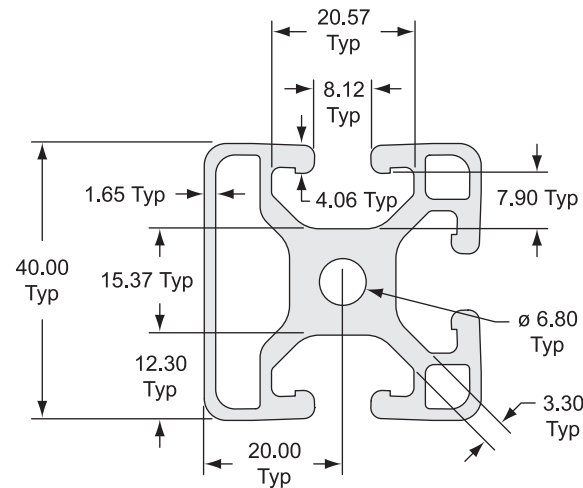


- Compatible with all 40 Series fasteners
- One closed side with three open T-slots
- Clean, aesthetic look
- Great for projects such as furniture, displays, trade show booths, retail kiosks or anything requiring a finished look
- Compatibility Code\*: 8-40



**VIBRATION  
PROOF™**

Part No.	<b>40-4003</b>
Material	6105-T5
Finish	Clear Anodized
Weight Per Meter	1.6956 kg/m
Stock Length (+/- 3mm)	4m - Part No. <b>40-4003-4M</b> 6m - Part No. <b>40-4003-6M</b>
Moment Of Inertia	IX=9.0094 cm <sup>4</sup> IY=8.7824 cm <sup>4</sup>
Estimated Area	6.3021 cm <sup>2</sup>



**Quick Machining Reference**

Machining Service	Service Number
Cut to Length	<a href="#">40-7010</a> (see page 1029)
7.1mm Access Hole	<a href="#">40-7050</a> (see page 1031)
Anchor Counterbore	<a href="#">40-7044</a> (see page 1033)
Tap Profile End	<a href="#">40-7059</a> (see page 1030)

\* See Compatibility Code information on page 642.  
\*\* See 2° Drop-Lock information on page 640.

**40-4004 T-Slotted Profile - 40 Series**

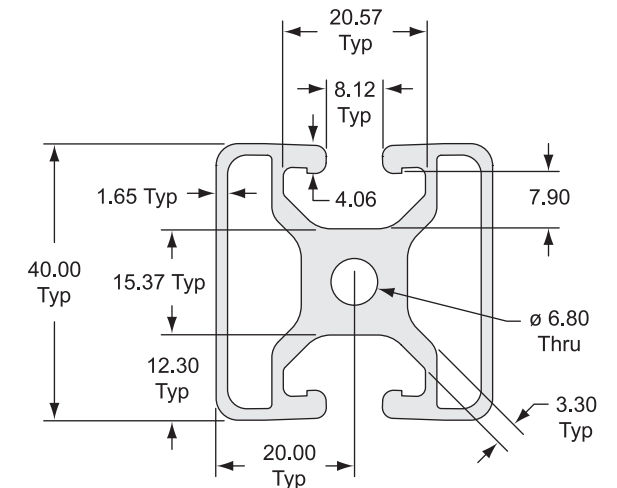


- Compatible with all 40 Series fasteners
- Two closed sided faces opposite each other
- The 40-4004 profile allows support structures or large panels to be easily placed into the open T-slots, while maintaining a continuous surface
- Great for projects such as furniture, displays, trade show booths, retail kiosks or anything requiring a finished look
- Compatibility Code\*: 8-40



**VIBRATION  
PROOF™**

Part No.	<b>40-4004</b>
Material	6105-T5
Finish	Clear Anodized
Weight Per Meter	1.6074 kg/m
Stock Length (+/- 3mm)	4m - Part No. <b>40-4004-4M</b> 6m - Part No. <b>40-4004-6M</b>
Moment Of Inertia	IX=8.6050 cm <sup>4</sup> IY=8.0430 cm <sup>4</sup>
Estimated Area	5.9743 cm <sup>2</sup>



**Quick Machining Reference**

Machining Service	Service Number
Cut to Length	<a href="#">40-7010</a> (see page 1029)
7.1mm Access Hole	<a href="#">40-7050</a> (see page 1031)
Anchor Counterbore	<a href="#">40-7044</a> (see page 1033)
Tap Profile End	<a href="#">40-7059</a> (see page 1030)

\* See Compatibility Code information on page 642.  
\*\* See 2° Drop-Lock information on page 640.

**40-4030-Lite T-Slotted Profile - 40 Series**

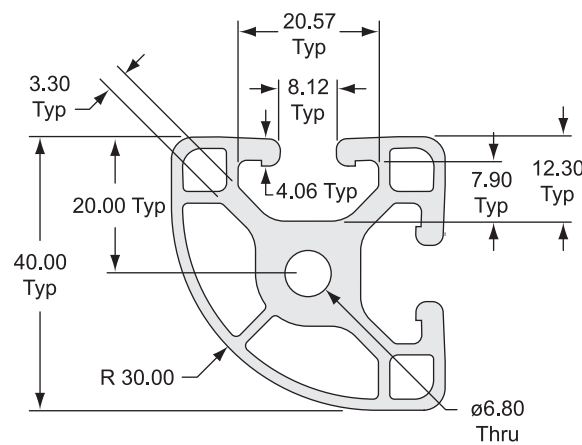


- Compatible with all 40 Series fasteners
- A quarter round profile with two open T-slots
- Allows support structures or large panels to be easily placed into the open T-slots, while maintaining a continuous surface
- Use 40-4030-Lite for large workstations, displays, exhibits, inspection devices or office furniture
- Compatibility Code\*: 8-40



**VIBRATION\*\*  
PROOF™**

Part No.	<b>40-4030-Lite</b>
Material	6105-T5
Finish	Clear Anodized
Weight Per Meter	1.5557 kg/m
Stock Length (+/- 3mm)	4m - Part No. <b>40-4030-Lite-4M</b>
Moment Of Inertia	IX=7.5559 cm <sup>4</sup> IY=7.5559 cm <sup>4</sup>
Estimated Area	5.7820 cm <sup>2</sup>



**Quick Machining Reference**

Machining Service	Service Number
Cut to Length	40-7010 (see page 1029)
7.1mm Access Hole	40-7050 (see page 1031)
Anchor Counterbore	40-7044 (see page 1033)
Tap Profile End	40-7059 (see page 1030)

\* See Compatibility Code information on page 642.  
\*\* See 2° Drop-Lock information on page 640.

**40-4093 T-Slotted Profile - 40 Series**

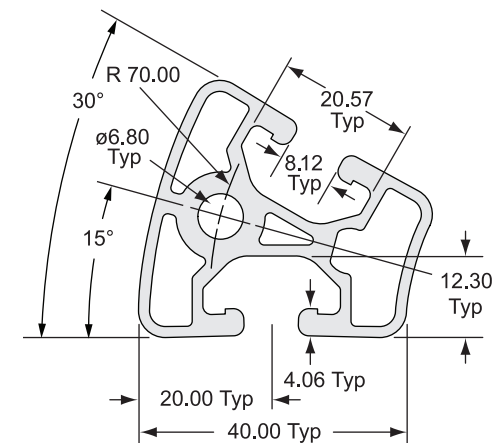


- Two available T-slots
- Clean, aesthetic look
- Great for projects such as enclosures, kiosks or point of purchase displays
- Compatibility Code\*: 8-40



**VIBRATION\*\*  
PROOF™**

Part No.	<b>40-4093</b>
Material	6105-T5
Finish	Clear Anodized
Weight Per Meter	1.2727 kg/m
Stock Length (+/- 3mm)	4m - Part No. <b>40-4093-4M</b>
Moment Of Inertia	n/a
Estimated Area	4.7489 cm <sup>2</sup>



**Quick Machining Reference**

Machining Service	Service Number
Cut to Length	40-7020 (see page 1029)
Tap Profile End	40-7059 (see page 1030)

\* See Compatibility Code information on page 642.  
\*\* See 2° Drop-Lock information on page 640.

**40-4094 T-Slotted Profile - 40 Series**

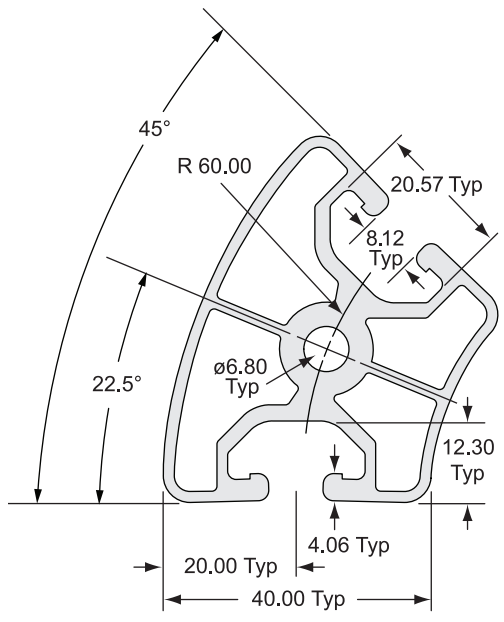


- Two available T-slots
- Clean, aesthetic look
- Great for projects such as enclosures, kiosks or point of purchase displays
- Compatibility Code\*: 8-40



**VIBRATION  
PROOF™**

Part No.	<b>40-4094</b>
Material	6105-T5
Finish	Clear Anodized
Weight Per Meter	1.6943 kg/m
Stock Length (+/- 3mm)	4m - Part No. <b>40-4094-4M</b>
Moment Of Inertia	n/a
Estimated Area	6.3219 cm <sup>2</sup>



**Quick Machining Reference**

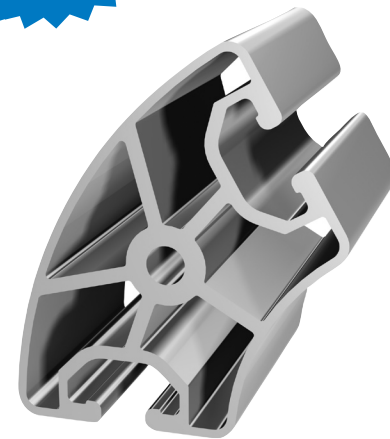
Machining Service	Service Number
Cut to Length	<b>40-7020</b> (see page 1029)
Tap Profile End	<b>40-7059</b> (see page 1030)

\* See Compatibility Code information on page 642.  
\*\* See 2° Drop-Lock information on page 640.

**40-4096 T-Slotted Profile - 40 Series**

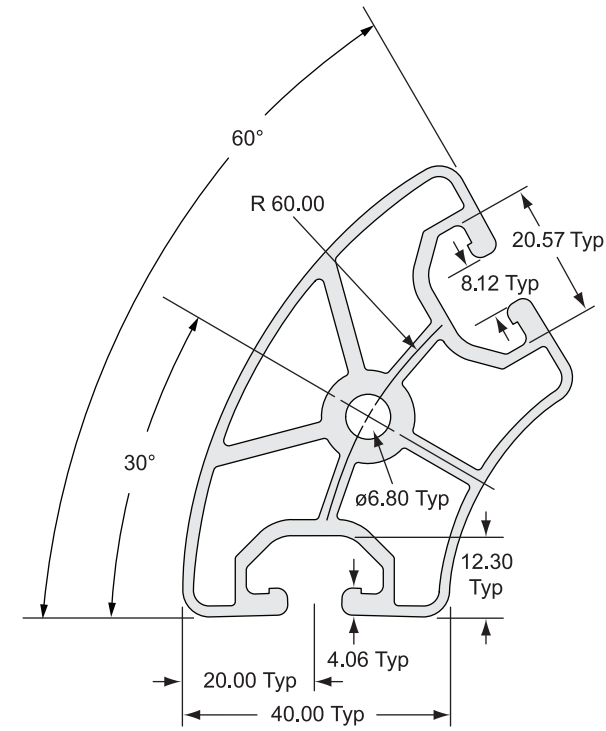


- Two available T-slots
- Clean, aesthetic look
- Great for projects such as enclosures, kiosks or point of purchase displays
- Compatibility Code\*: 8-40



**VIBRATION  
PROOF™**

Part No.	<b>40-4096</b>
Material	6105-T5
Finish	Clear Anodized
Weight Per Meter	2.0844 kg/m
Stock Length (+/- 3mm)	4m - Part No. <b>40-4096-4M</b>
Moment Of Inertia	n/a
Estimated Area	7.7777 cm <sup>2</sup>



**Quick Machining Reference**

Machining Service	Service Number
Cut to Length	<b>40-7020</b> (see page 1029)
Tap Profile End	<b>40-7059</b> (see page 1030)

\* See Compatibility Code information on page 642.  
\*\* See 2° Drop-Lock information on page 640.

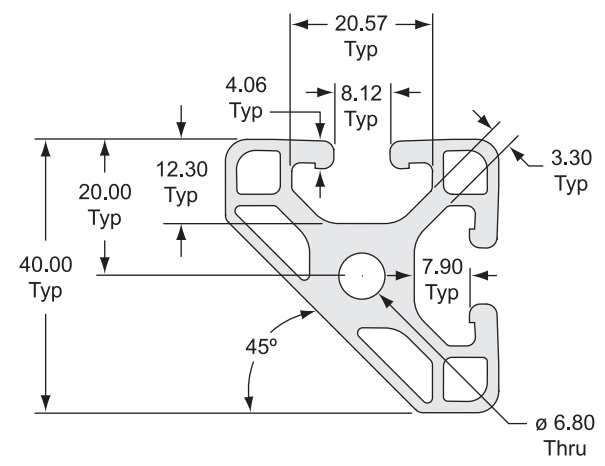
**40-4045-Lite T-Slotted Profile - 40 Series** 

- Compatible with all 40 Series fasteners
- 45° angled back with two open T-slots
- Allows support structures or large panels to be easily placed into the open T-slots, while maintaining a continuous surface
- Use for large workstations, displays, exhibits, inspection devices or office furniture
- Compatibility Code\*: 8-40



**VIBRATION\*\*  
PROOF™**

Part No.	<b>40-4045-Lite</b>
Material	6105-T5
Finish	Clear Anodized
Weight Per Meter	1.4975 kg/m
Stock Length (+/- 3mm)	4m - Part No. <a href="#">40-4045-Lite-4M</a> 6m - Part No. <a href="#">40-4045-Lite-6M</a>
Moment Of Inertia	IX=6.9992 cm <sup>4</sup> IY=7.0047 cm <sup>4</sup>
Estimated Area	5.5658 cm <sup>2</sup>



**Quick Machining Reference**

Machining Service	Service Number
Cut to Length	<a href="#">40-7010</a> (see page 1029)
7.1mm Access Hole	<a href="#">40-7050</a> (see page 1031)
Anchor Counterbore	<a href="#">40-7044</a> (see page 1033)
Tap Profile End	<a href="#">40-7059</a> (see page 1030)

\* See Compatibility Code information on page 642.  
\*\* See 2° Drop-Lock information on page 640.

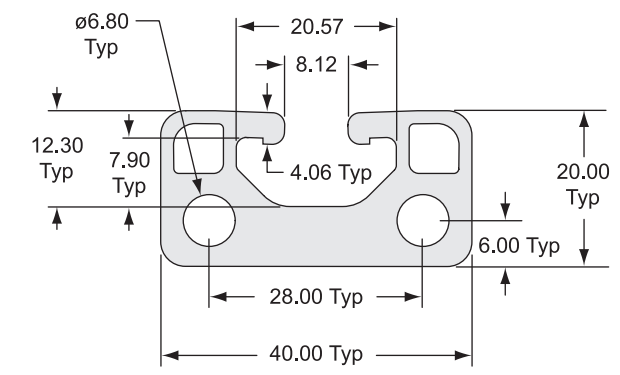
**40-4020 T-Slotted Profile - 40 Series** 

- Compatible with all 40 Series fasteners
- Thinner T-slotted profile that mounts easily to flat surfaces
- Works great as a supporting structure or spacer for mounting accessories
- Mount handles, door tracks, rails and other supports for components such as valves and sensors with this profile
- Compatibility Code\*: 8-40



**VIBRATION\*\*  
PROOF™**

Part No.	<b>40-4020</b>
Material	6105-T5
Finish	Clear Anodized
Weight Per Meter	1.2308 kg/m
Stock Length (+/- 3mm)	4m - Part No. <a href="#">40-4020-4M</a>
Moment Of Inertia	IX=1.8260 cm <sup>4</sup> IY=6.6587 cm <sup>4</sup>
Estimated Area	4.5746 cm <sup>2</sup>



**Quick Machining Reference**

Machining Service	Service Number
Cut to Length	<a href="#">40-7010</a> (see page 1029)
7.1mm Access Hole	<a href="#">40-7050</a> (see page 1031)
Anchor Counterbore	<a href="#">40-7044</a> (see page 1033)
Tap Profile End	<a href="#">40-7015</a> (see page 1030)
Drill & Counterbore	<a href="#">40-7257</a> (see page 1041)

\* See Compatibility Code information on page 642.  
\*\* See 2° Drop-Lock information on page 640.

**40-8020 T-Slotted Profile - 40 Series**

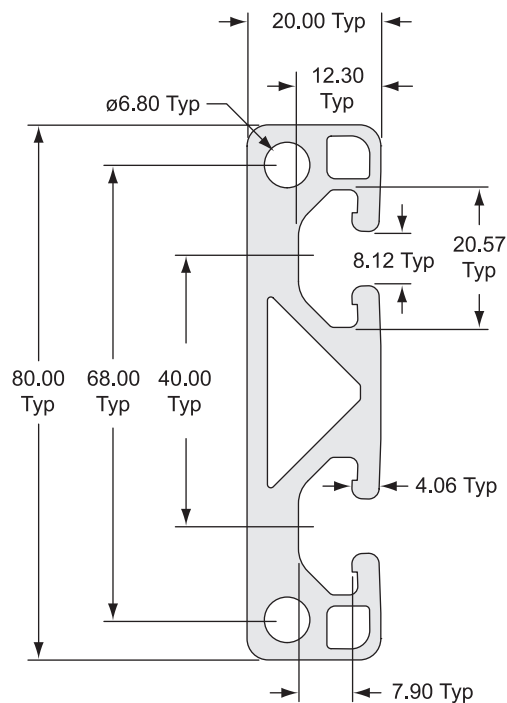


- Compatible with all 40 Series fasteners
- Thinner T-slotted profile that mounts easily to flat surfaces
- Works great as a supporting structure or spacer for mounting accessories
- Mount handles, door tracks, rails and other supports for components such as valves and sensors with this profile
- Compatibility Code\*: 8-40

**VIBRATION\*\*  
PROOF™**



Part No.	<b>40-8020</b>
Material	6105-T5
Finish	Clear Anodized
Weight Per Meter	2.2960 kg/m
Stock Length (+/- 3mm)	4m - Part No. <b>40-8020-4M</b>
Moment Of Inertia	IX=49.6610 cm <sup>4</sup> IY=3.7286 cm <sup>4</sup>
Estimated Area	8.5335 cm <sup>2</sup>



\* See Compatibility Code information on page 642.  
\*\* See 2° Drop-Lock information on page 640.

**Quick Machining Reference**


Machining Service	Service Number
Cut to Length	<a href="#">40-7020</a> (see page 1029)
7.1mm Access Hole	<a href="#">40-7050</a> (see page 1031)
Anchor Counterbore	<a href="#">40-7044</a> (see page 1033)
Tap Profile End	<a href="#">40-7017</a> (see page 1030)
Drill & Counterbore	<a href="#">40-7257</a> (see page 1041)

**40-4080-Lite T-Slotted Profile - 40 Series**

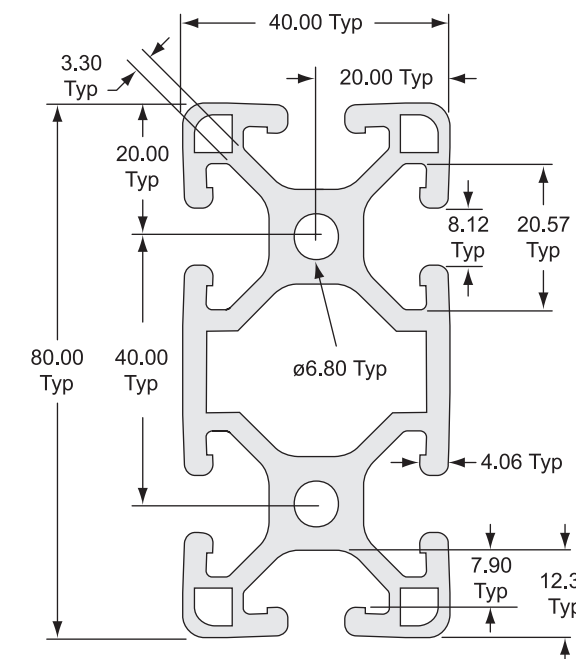


- Compatible with all 40 Series fasteners
- Six open T-slots for mounting accessories
- The center cavity can be pressurized up to 1.034 N/mm<sup>2</sup> (150 psi); refer to pages 934-935
- Ideal for machine guards, sound enclosures, work benches, displays and panel mount racks
- Compatibility Code\*: 8-40

**VIBRATION\*\*  
PROOF™**



Part No.	<b>40-4080-Lite</b>
Material	6105-T5
Finish	Clear Anodized
Weight Per Meter	3.2873 kg/m
Stock Length (+/- 3mm)	4m - Part No. <b>40-4080-Lite-4M</b> 6m - Part No. <b>40-4080-Lite-6M</b>
Moment Of Inertia	IX=71.8927 cm <sup>4</sup> IY=18.7791 cm <sup>4</sup>
Estimated Area	12.2178 cm <sup>2</sup>



\* See Compatibility Code information on page 642.  
\*\* See 2° Drop-Lock information on page 640.

**Quick Machining Reference**


Machining Service	Service Number
Cut to Length	<a href="#">40-7020</a> (see page 1029)
7.1mm Access Hole	<a href="#">40-7050</a> (see page 1031)
Anchor Counterbore	<a href="#">40-7044</a> (see page 1033)
Tap Profile End	<a href="#">40-7048</a> (see page 1030)



**40-4080 T-Slotted Profile - 40 Series**

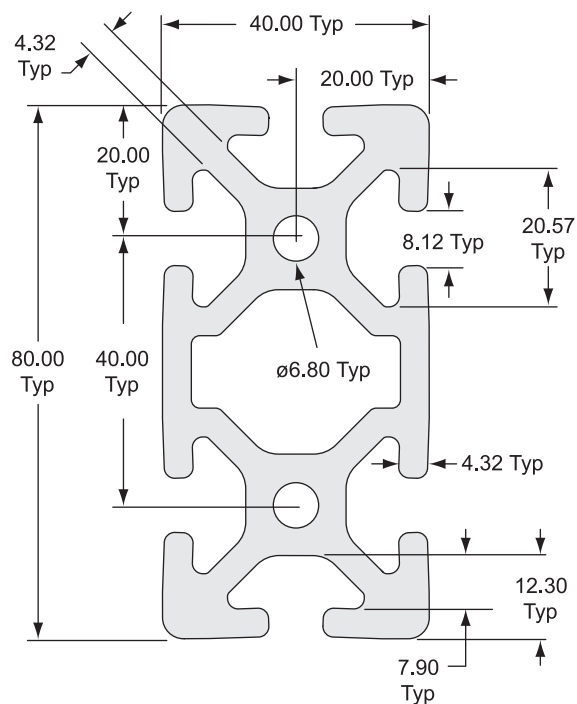


- Compatible with all 40 Series fasteners
- Six open T-slots for mounting accessories
- The center cavity can be pressurized up to 1.034 N/mm<sup>2</sup> (150 psi); refer to pages 934-935
- Ideal for machine guards, sound enclosures, work benches, displays and panel mount racks
- Compatibility Code\*: 8-40



**VIBRATION  
PROOF™**

Part No.	<b>40-4080</b>
Material	6105-T5
Finish	Clear Anodized
Weight Per Meter	4.1528 kg/m
Stock Length (+/- 3mm)	4m - Part No. <b>40-4080-4M</b> 6m - Part No. <b>40-4080-6M</b>
Moment Of Inertia	IX=97.6618 cm <sup>4</sup> IY=25.2917 cm <sup>4</sup>
Estimated Area	15.4345 cm <sup>2</sup>



**Quick Machining Reference**


Machining Service	Service Number
Cut to Length	<b>40-7020</b> (see page 1029)
7.1mm Access Hole	<b>40-7050</b> (see page 1031)
Anchor Counterbore	<b>40-7044</b> (see page 1033)
Tap Profile End	<b>40-7048</b> (see page 1030)

\* See Compatibility Code information on page 642.  
\*\* See 2° Drop-Lock information on page 640.

**40-4082-Lite T-Slotted Profile - 40 Series**

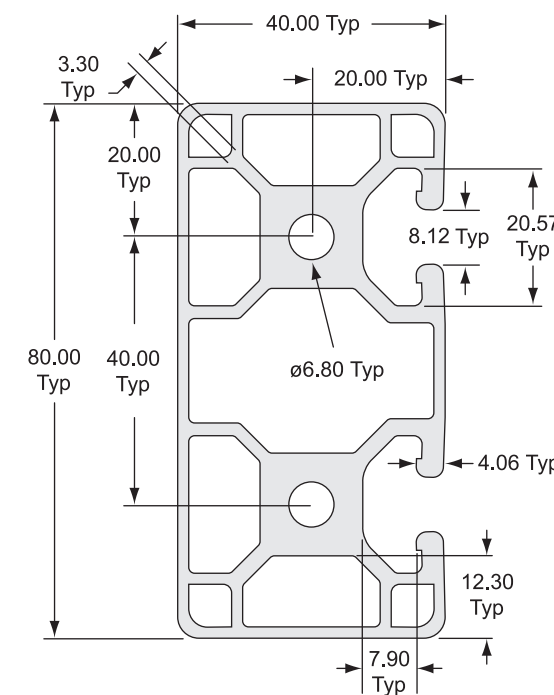


- Compatible with all 40 Series fasteners
- Two open T-slots for mounting accessories
- The center cavity can be pressurized up to 1.034 N/mm<sup>2</sup> (150 psi); refer to pages 934-935
- Clean, aesthetic look
- Ideal for machine guards, sound enclosures, work benches, displays and panel mount racks
- Compatibility Code\*: 8-40



**VIBRATION  
PROOF™**

Part No.	<b>40-4082-Lite</b>
Material	6105-T5
Finish	Clear Anodized
Weight Per Meter	2.8657 kg/m
Stock Length (+/- 3mm)	4m - Part No. <b>40-4082-Lite-4M</b>
Moment Of Inertia	IX=66.4788 cm <sup>4</sup> IY=16.3044 cm <sup>4</sup>
Estimated Area	10.6928 cm <sup>2</sup>



**Quick Machining Reference**


Machining Service	Service Number
Cut to Length	<b>40-7020</b> (see page 1029)
7.1mm Access Hole	<b>40-7050</b> (see page 1031)
Anchor Counterbore	<b>40-7044</b> (see page 1033)
Tap Profile End	<b>40-7048</b> (see page 1030)

\* See Compatibility Code information on page 642.  
\*\* See 2° Drop-Lock information on page 640.

**40-4083-Lite T-Slotted Profile - 40 Series**

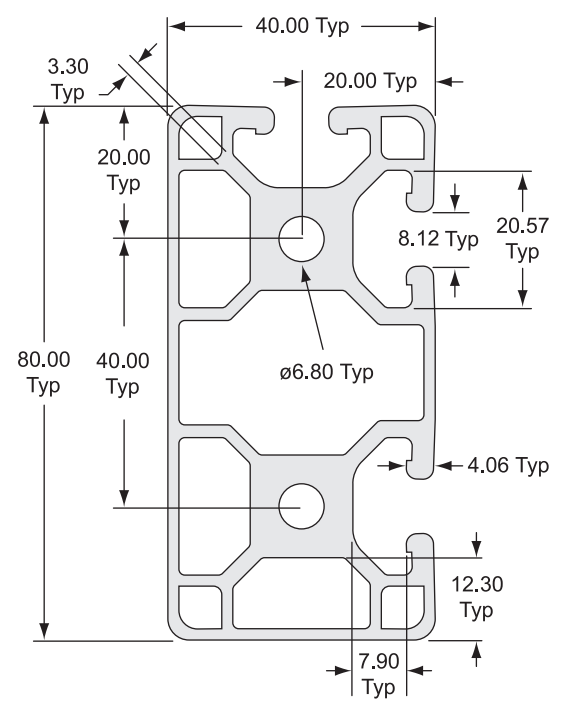


- Compatible with all 40 Series fasteners
- Three open T-slots for mounting accessories
- The center cavity can be pressurized up to 1.034 N/mm<sup>2</sup> (150 psi); refer to pages 934-935
- Clean, aesthetic look
- Ideal for machine guards, sound enclosures, work benches, displays and panel mount racks
- Compatibility Code\*: 8-40



**VIBRATION\*\*  
PROOF™**

Part No.	<b>40-4083-Lite</b>
Material	6105-T5
Finish	Clear Anodized
Weight Per Meter	2.9107 kg/m
Stock Length (+/- 3mm)	4m - Part No. <b>40-4083-Lite-4M</b>
Moment Of Inertia	IX=68.1908 cm <sup>4</sup> IY=16.4685 cm <sup>4</sup>
Estimated Area	10.8608 cm <sup>2</sup>



**Quick Machining Reference**


Machining Service	Service Number
Cut to Length	<a href="#">40-7020</a> (see page 1029)
7.1mm Access Hole	<a href="#">40-7050</a> (see page 1031)
Anchor Counterbore	<a href="#">40-7044</a> (see page 1033)
Tap Profile End	<a href="#">40-7048</a> (see page 1030)

\* See Compatibility Code information on page 642.  
\*\* See 2° Drop-Lock information on page 640.

**40-4084-Lite T-Slotted Profile - 40 Series**

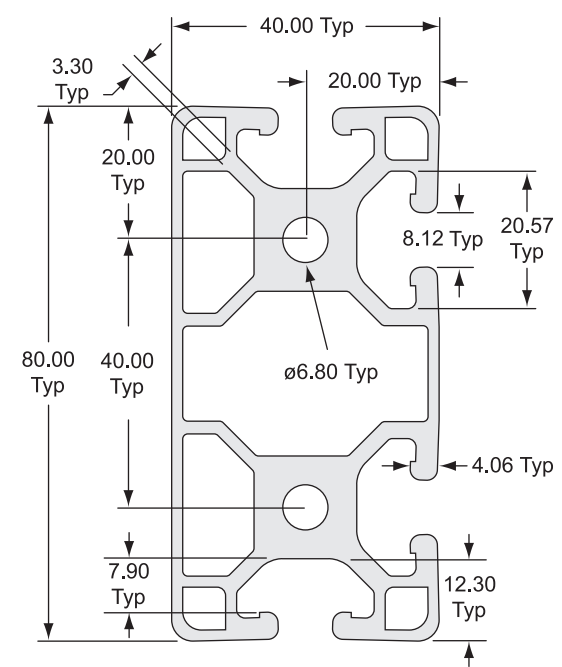


- Compatible with all 40 Series fasteners
- Four open T-slots for mounting accessories
- The center cavity can be pressurized up to 1.034 N/mm<sup>2</sup> (150 psi); refer to pages 934-935
- Clean, aesthetic look
- Ideal for machine guards, sound enclosures, work benches, displays and panel mount racks
- Compatibility Code\*: 8-40



**VIBRATION\*\*  
PROOF™**

Part No.	<b>40-4084-Lite</b>
Material	6105-T5
Finish	Clear Anodized
Weight Per Meter	2.9494 kg/m
Stock Length (+/- 3mm)	4m - Part No. <b>40-4084-Lite-4M</b>
Moment Of Inertia	IX=69.7266 cm <sup>4</sup> IY=16.6107 cm <sup>4</sup>
Estimated Area	11.0053 cm <sup>2</sup>



**Quick Machining Reference**


Machining Service	Service Number
Cut to Length	<a href="#">40-7020</a> (see page 1029)
7.1mm Access Hole	<a href="#">40-7050</a> (see page 1031)
Anchor Counterbore	<a href="#">40-7044</a> (see page 1033)
Tap Profile End	<a href="#">40-7048</a> (see page 1030)

\* See Compatibility Code information on page 642.  
\*\* See 2° Drop-Lock information on page 640.

**40-4085-Lite T-Slotted Profile - 40 Series**

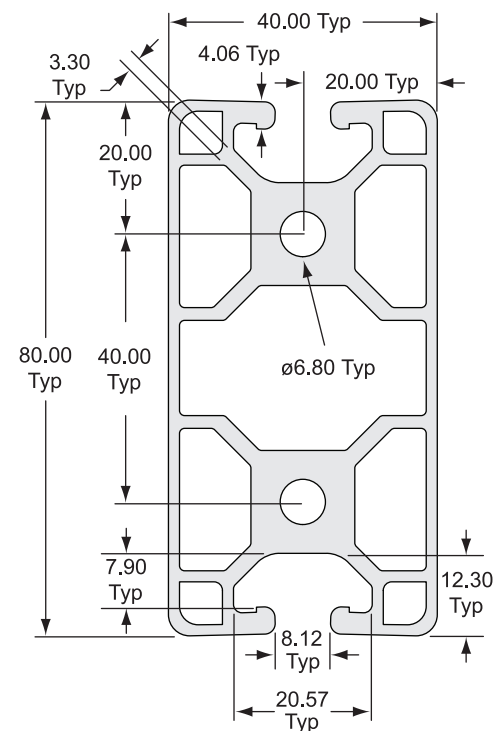


- Compatible with all 40 Series fasteners
- Two open T-slots for mounting accessories
- The center cavity can be pressurized up to 1.034 N/mm<sup>2</sup> (150 psi); refer to pages 934-935
- Clean, aesthetic look
- Ideal for machine guards, sound enclosures, work benches, displays and panel mount racks
- Compatibility Code\*: 8-40



**VIBRATION\*\*  
PROOF™**

Part No.	<b>40-4085-Lite</b>
Material	6105-T5
Finish	Clear Anodized
Weight Per Meter	2.8479 kg/m
Stock Length (+/- 3mm)	4m - Part No. <b>40-4085-Lite-4M</b>
Moment Of Inertia	IX=67.8370 cm <sup>4</sup> IY=15.9405 cm <sup>4</sup>
Estimated Area	10.6264 cm <sup>2</sup>



\* See Compatibility Code information on page 642.  
\*\* See 2° Drop-Lock information on page 640.

**Quick Machining Reference**

Machining Service	Service Number
Cut to Length	<b>40-7020</b> (see page 1029)
7.1mm Access Hole	<b>40-7050</b> (see page 1031)
Anchor Counterbore	<b>40-7044</b> (see page 1033)
Tap Profile End	<b>40-7048</b> (see page 1030)

**40-4012 T-Slotted Profile - 40 Series**

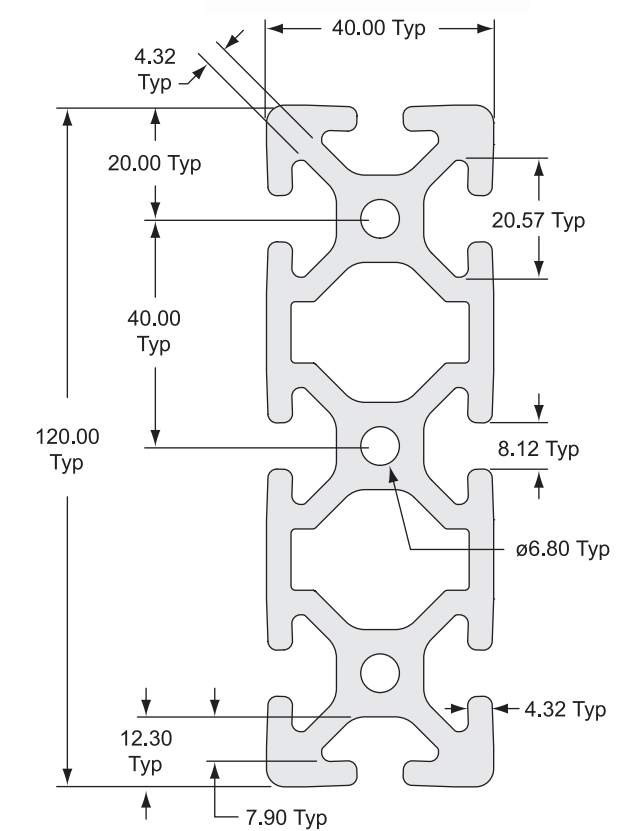


- Compatible with all 40 Series fasteners
- Eight open T-slots for mounting accessories
- Great for linear motion, machine frames, robotics and supports
- The cavities can be pressurized up to 1.034 N/mm<sup>2</sup> (150 psi); refer to pages 934-935
- Compatibility Code\*: 8-40



**VIBRATION\*\*  
PROOF™**

Part No.	<b>40-4012</b>
Material	6105-T5
Finish	Clear Anodized
Weight Per Meter	5.9671 kg/m
Stock Length (+/- 3mm)	4m - Part No. <b>40-4012-4M</b> 6m - Part No. <b>40-4012-6M</b>
Moment Of Inertia	IX=306.3198 cm <sup>4</sup> IY=36.8009 cm <sup>4</sup>
Estimated Area	22.1775 cm <sup>2</sup>



\* See Compatibility Code information on page 642.  
\*\* See 2° Drop-Lock information on page 640.


**Quick Machining Reference**

Machining Service	Service Number
Cut to Length	<b>40-7021</b> (see page 1029)
7.1mm Access Hole	<b>40-7050</b> (see page 1031)
Anchor Counterbore	<b>40-7044</b> (see page 1033)
Tap Profile End	<b>40-7028</b> (see page 1030)

**40-8080 T-Slotted Profile - 40 Series**

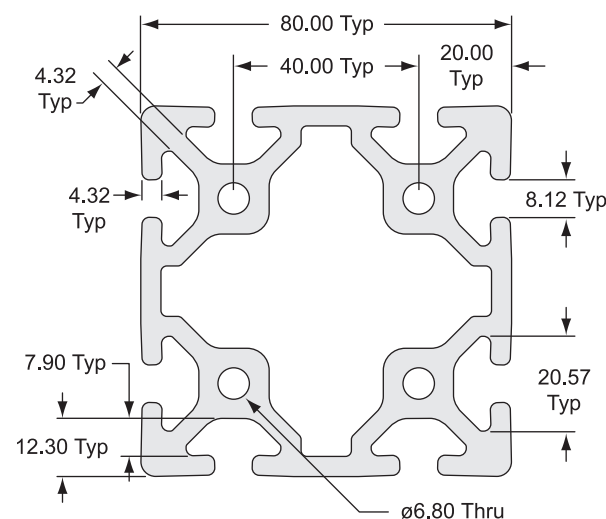


- Compatible with all 40 Series fasteners
- Eight open T-slots for mounting accessories
- Ideal for applications where strength and open T-slots are required
- The center cavity can be pressurized up to 1.034 N/mm<sup>2</sup> (150 psi); refer to pages 934-935
- Compatibility Code\*: 8-40



**VIBRATION  
PROOF™**

Part No.	<b>40-8080</b>
Material	6105-T5
Finish	Clear Anodized
Weight Per Meter	6.4280 kg/m
Stock Length (+/- 3mm)	4m - Part No. <b>40-8080-4M</b> 6m - Part No. <b>40-8080-6M</b>
Moment Of Inertia	IX=171.6341 cm <sup>4</sup> IY=171.6341 cm <sup>4</sup>
Estimated Area	23.8908 cm <sup>2</sup>



**Quick Machining Reference**

Machining Service	Service Number
Cut to Length	<b>40-7030</b> (see page 1029)
7.1mm Access Hole	<b>40-7050</b> (see page 1031)
Anchor Counterbore	<b>40-7044</b> (see page 1033)
Tap Profile End	<b>40-7056</b> (see page 1030)


\* See Compatibility Code information on page 642.

\*\* See 2° Drop-Lock information on page 640.

**40-8016 T-Slotted Profile - 40 Series**

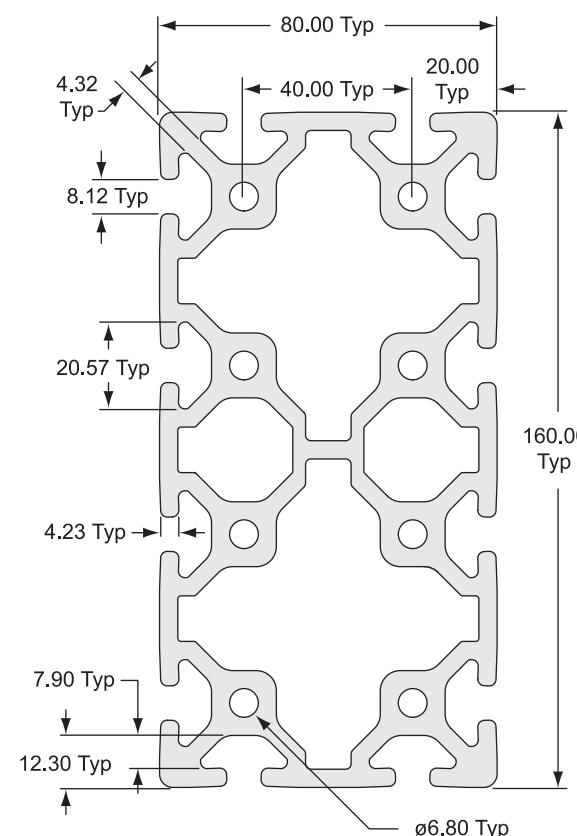


- Compatible with all 40 Series fasteners
- 12 open T-slots for mounting accessories
- Ideal for applications where strength and open T-slots are required
- The cavities can be pressurized up to 1.034 N/mm<sup>2</sup> (150 psi); refer to pages 934-935
- Compatibility Code\*: 8-40



**VIBRATION  
PROOF™**

Part No.	<b>40-8016</b>
Material	6105-T5
Finish	Clear Anodized
Weight Per Meter	11.8395 kg/m
Stock Length (+/- 3mm)	4m - Part No. <b>40-8016-4M</b>
Moment Of Inertia	IX=1111.9793 cm <sup>4</sup> IY=322.7985 cm <sup>4</sup>
Estimated Area	44.0033 cm <sup>2</sup>



**Quick Machining Reference**

Machining Service	Service Number
Cut to Length	<b>40-7023</b> (see page 1029)
7.1mm Access Hole	<b>40-7050</b> (see page 1031)
Anchor Counterbore	<b>40-7044</b> (see page 1033)
Tap Profile End	<b>40-7031</b> (see page 1030)

\* See Compatibility Code information on page 642.

\*\* See 2° Drop-Lock information on page 640.

**45-4545-Lite T-Slotted Profile - 45 Series**

- Compatible with all 45 Series fasteners
- Four open T-slots for mounting accessories
- Developed for applications with lighter weight and strength requirements than heavier wall profiles such as the 45-4545
- Available in two stock lengths
- Compatibility Code\*: 10-45

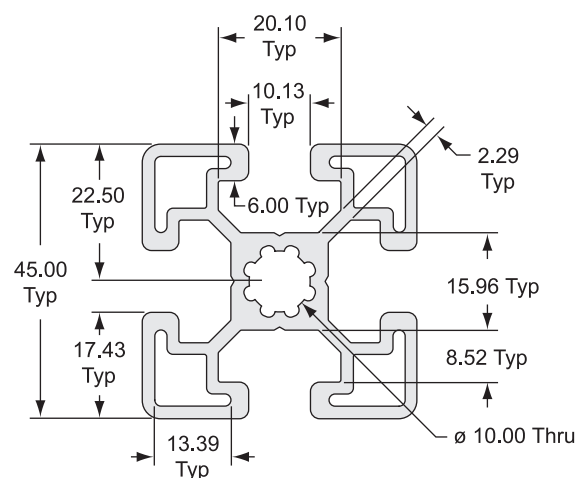


**45-4545 T-Slotted Profile - 45 Series**

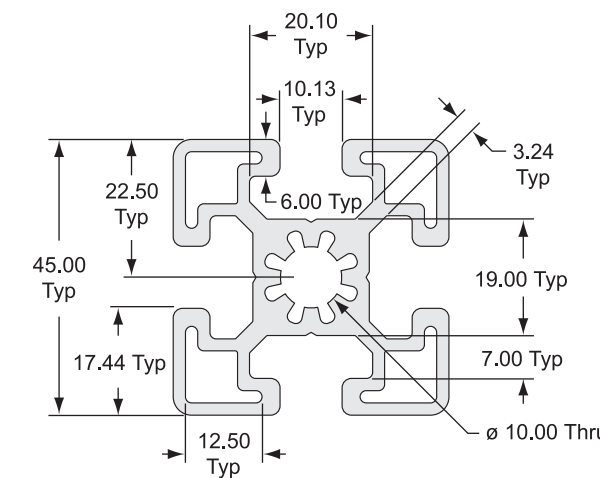
- Compatible with all 45 Series fasteners
- Four open T-slots for mounting accessories
- 45-4545 is ideal for robust machine guards, machine frames, sound enclosures, work benches, displays and machine fixtures
- Available in two stock lengths
- Compatibility Code\*: 10-45



Part No.	<b>45-4545-Lite</b>
Compatibility Code	10-45
Material	6105-T5
Finish	Clear Anodized
Weight Per Meter	1.5716 kg/m
Stock Length (+/- .3mm)	4m - Part No. <a href="#">45-4545-Lite-4M</a> 6m - Part No. <a href="#">45-4545-Lite-6M</a>
Moment Of Inertia	IX=9.2029 cm <sup>4</sup> IY=9.2029 cm <sup>4</sup>
Estimated Area	5.2652 cm <sup>2</sup>



Part No.	<b>45-4545</b>
Compatibility Code	10-45
Material	6105-T5
Finish	Clear Anodized
Weight Per Meter	2.3038 kg/m
Stock Length (+/- .3mm)	4m - Part No. <a href="#">45-4545-4M</a> 6m - Part No. <a href="#">45-4545-6M</a>
Moment Of Inertia	IX=13.9604 cm <sup>4</sup> IY=13.9604 cm <sup>4</sup>
Estimated Area	7.5651 cm <sup>2</sup>



**Quick Machining Reference**

Machining Service	Service Number
Cut to Length	<a href="#">45-7010</a> (see page 1029)
10mm Access Hole	<a href="#">45-7248</a> (see page 1031)
Tap Profile End	<a href="#">45-7053</a> (see page 1030)
Bolt Connector	<a href="#">45-7037</a> (see page 1048)

Machining Service	Service Number
Central Connector	<a href="#">45-7058</a> (see page 1049)
Miter Cut - One End	<a href="#">45-7065</a> (see page 1035)
Miter Cut & Counterbore	<a href="#">45-7080</a> (see page 1038)
Anchor Counterbore	<a href="#">45-7082</a> (see page 1033)

\* See Compatibility Code information on page 642.

**Quick Machining Reference**

Machining Service	Service Number
Cut to Length	<a href="#">45-7010</a> (see page 1029)
10mm Access Hole	<a href="#">45-7248</a> (see page 1031)
Tap Profile End	<a href="#">45-7053</a> (see page 1030)
Bolt Connector	<a href="#">45-7037</a> (see page 1048)

Machining Service	Service Number
Central Connector	<a href="#">45-7058</a> (see page 1049)
Miter Cut - One End	<a href="#">45-7065</a> (see page 1035)
Miter Cut & Counterbore	<a href="#">45-7080</a> (see page 1038)
Anchor Counterbore	<a href="#">45-7082</a> (see page 1033)

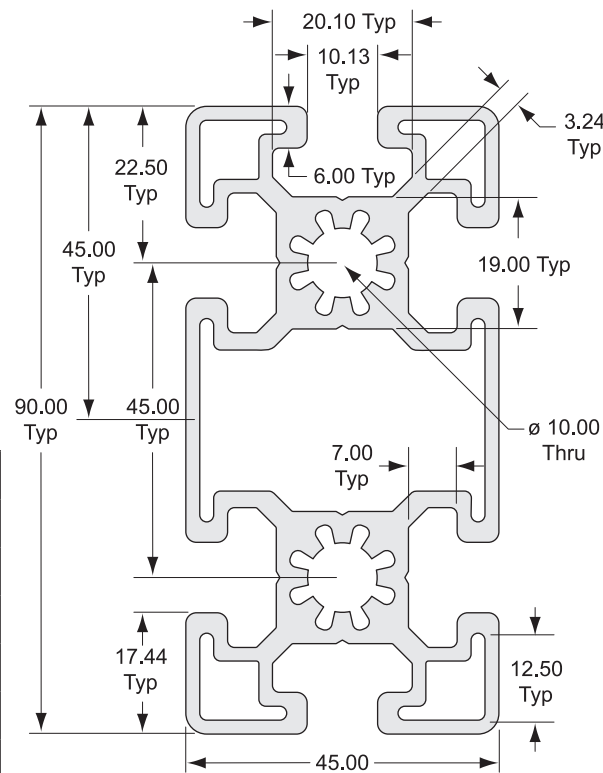
\* See Compatibility Code information on page 642.

**45-4590 T-Slotted Profile - 45 Series**

- Compatible with all 45 Series fasteners
- Six open T-slots for mounting accessories
- 45-4590 is ideal for robust machine guards, machine frames, sound enclosures, work benches, displays and machine fixtures
- Available in two stock lengths
- Compatibility Code\*: 10-45



Part No.	<b>45-4590</b>
Compatibility Code	10-45
Material	6105-T5
Finish	Clear Anodized
Weight Per Meter	3.5627 kg/m
Stock Length (+/- .3mm)	4m - Part No. <b>45-4590-4M</b> 6m - Part No. <b>45-4590-6M</b>
Moment Of Inertia	IX=104.2073 cm <sup>4</sup> IY=25.2638 cm <sup>4</sup>
Estimated Area	12.9484 cm <sup>2</sup>



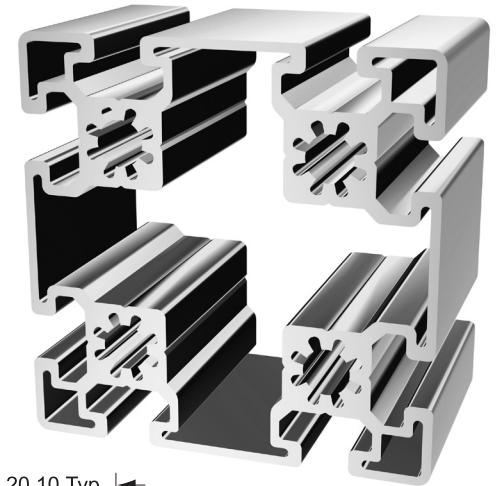
**Quick Machining Reference**

Machining Service	Service Number
Cut to Length	<a href="#">45-7020</a> (see page 1029)
10mm Access Hole	<a href="#">45-7248</a> (see page 1031)
Tap Profile End	<a href="#">45-7032</a> (see page 1030)
Miter Cut - One End	<a href="#">45-7075</a> (see page 1035)
Miter Cut & Counterbore	<a href="#">45-7090</a> (see page 1038)
Anchor Counterbore	<a href="#">45-7092</a> (see page 1033)
Bolt Connector	<a href="#">45-7037</a> (see page 1048)

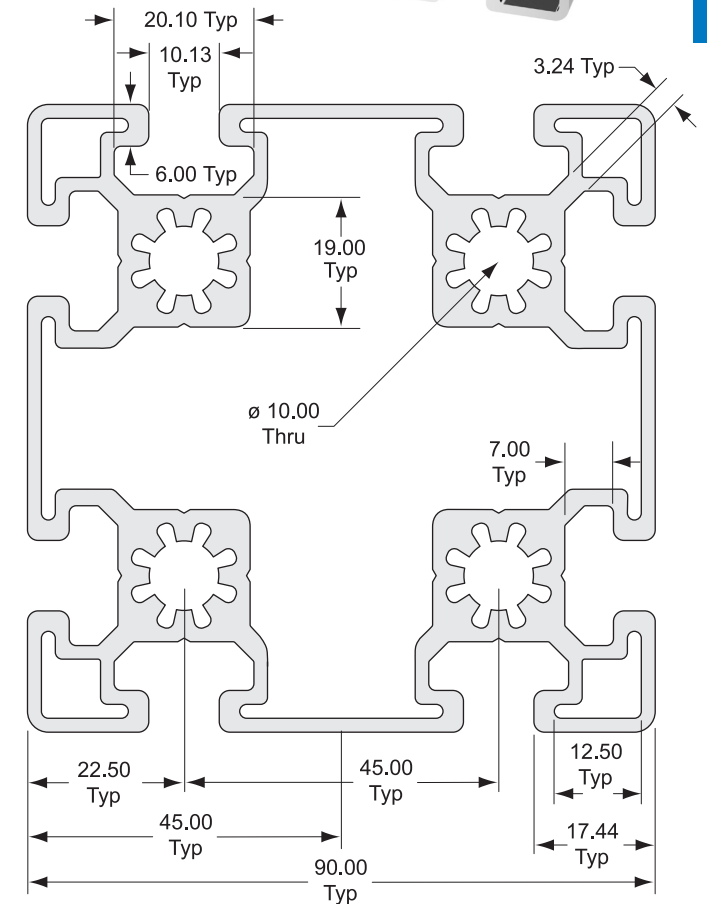
\* See Compatibility Code information on page 642.

**45-9090 T-Slotted Profile - 45 Series**

- Compatible with all 45 Series fasteners
- Eight open T-slots for mounting accessories
- 45-9090 is ideal for robust machine guards, machine frames, sound enclosures, workbenches, displays and machine fixtures
- Available in two stock lengths
- Compatibility Code\*: 10-45



Part No.	<b>45-9090</b>
Compatibility Code	10-45
Material	6105-T5
Finish	Clear Anodized
Weight Per Meter	5.6580 kg/m
Stock Length (+/- .3mm)	4m - Part No. <b>45-9090-4M</b> 6m - Part No. <b>45-9090-6M</b>
Moment Of Inertia	IX=178.4969 cm <sup>4</sup> IY=179.4969 cm <sup>4</sup>
Estimated Area	20.4683 cm <sup>2</sup>



**Quick Machining Reference**

Machining Service	Service Number
Cut to Length	<a href="#">45-7030</a> (see page 1029)
Tap Profile End	<a href="#">45-7036</a> (see page 1030)
Bolt Connector	<a href="#">45-7037</a> (see page 1048)

\* See Compatibility Code information on page 642.

# 80/20® Inc.

The Industrial Erector Set®

THE STANDARD

## Customized Displays by 80/20®

- With 80/20®'s same-day shipments — 80/20® product is perfect for those last minute trade show display frames.
- Everything . . . all pieces, parts, panels and even anodizing can be delivered from one vendor and on one order — 80/20® products.
- Perfect for large or small scale display use.
- Great for automated displays — all wiring and tubing can be hidden within the conduit of the profile.

