












































































Section #4 Pictorial Table Of Contents

<p>How To Order</p>  <p>Page 755</p>	<p>Bolt Pattern Dimensions</p>  <p>Page 756</p>	<p>Bolt Kit Tables</p>  <p>Page 757</p>	<p>Legend of Icons</p>  <p>Page 757</p>	<p>2 Hole Inside Corner Brackets</p>  <p>Page 758</p>	<p>2 Hole Slotted Corner Brackets</p>  <p>Page 759</p>	<p>2 Hole Inside Corner Brackets</p>  <p>Page 759</p>
<p>2 Hole Inside Corner Brackets</p>  <p>Page 760</p>	<p>Cover Cap for Inside Corner Brackets</p>  <p>Page 760</p>	<p>2 Hole Inside Corner Brackets</p>  <p>Page 761</p>	<p>Cover Cap for Inside Corner Brackets</p>  <p>Page 761</p>	<p>2 Hole Inside Corner Brackets</p>  <p>Page 762</p>	<p>Cover Cap for Inside Corner Brackets</p>  <p>Page 762</p>	<p>2 Hole Inside Corner Brackets</p>  <p>Page 763</p>
<p>Cover Cap for Inside Corner Brackets</p>  <p>Page 763</p>	<p>2 Hole Inside Corner Brackets</p>  <p>Page 764</p>	<p>Cover Cap for Inside Corner Brackets</p>  <p>Page 764</p>	<p>2 Hole Inside Corner Brackets</p>  <p>Page 765</p>	<p>Cover Cap for Inside Corner Brackets</p>  <p>Page 765</p>	<p>2 Hole Transition Brackets</p>  <p>Page 766</p>	<p>3 Hole Inside Corner Brackets</p>  <p>Page 767</p>
<p>3 Hole Slotted Corner Brackets</p>  <p>Page 767</p>	<p>4 Hole Inside Corner Brackets</p>  <p>Page 768</p>	<p>4 Hole Inside Corner Brackets</p>  <p>Page 769</p>	<p>4 Hole Inside Corner Brackets</p>  <p>Page 770</p>	<p>Cover Cap for Inside Corner Brackets</p>  <p>Page 770</p>	<p>4 Hole Transition Brackets</p>  <p>Page 771</p>	<p>4 Hole Slotted Corner Brackets</p>  <p>Page 772</p>
<p>6 Hole Slotted Corner Brackets</p>  <p>Page 772</p>	<p>6 Hole Inside Corner Brackets</p>  <p>Pages 773-774</p>	<p>8 Hole Inside Corner Brackets</p>  <p>Page 775</p>	<p>8 Hole Transition Brackets</p>  <p>Page 775</p>	<p>8 Hole Inside Corner Brackets</p>  <p>Page 776</p>	<p>Cover Cap for Inside Corner Brackets</p>  <p>Page 776</p>	<p>8 Hole Inside Corner Brackets</p>  <p>Page 777</p>
<p>Cover Cap for Inside Corner Brackets</p>  <p>Page 777</p>	<p>8 Hole Inside Corner Brackets</p>  <p>Page 778</p>	<p>8 Hole Inside Corner Brackets</p>  <p>Page 778</p>	<p>Cover Cap for Inside Corner Brackets</p>  <p>Page 778</p>	<p>Table Of Contents Continued </p>		

Section #4 Pictorial Table Of Contents

 2, 4 & 8 Hole Corner Gussets Pages 779-780	 2 Hole Joining Strips Page 781	 2 Hole Transition Strips Page 781	 3 Hole Joining Strips Page 782	 3 Hole Transition Strips Page 783	 4 Hole Joining Strips & Plates Page 784	 6 Hole Joining Plates Page 785
 8 Hole Joining Plates Page 785	 4 Hole 90° Joining Plates Page 786	 5 Hole 90° Joining Plates Page 787	 6 Hole 90° Joining Plates Page 788	 7 Hole 90° Joining Plates Pages 788-789	 12 Hole 90° Joining Plates Page 789	 Tee Plates Pages 790-793
 Cross Plates Pages 794-795	 15° Angle Joining Plates Page 795	 30° Angle Joining Plates Page 796	 45° Angle Joining Plates Page 797	 60° Angle Joining Plates Page 798	 2-Way Corner Connector Page 799	 3-Way Corner Connector Page 799
 Tri-Corner Connectors Page 800	 3-Way Corner Bracket Page 801	 Square Cover Cap for 3-Way Corner Bracket Page 801	 3 Way Corner Bracket Page 802	 Cover Cap for 3-Way Corner Bracket Page 802	 Square Cover Cap for 3-Way Corner Bracket Page 803	 Clamp Block, Adjustable Angle Page 803
 90° Inside Corner Connectors Page 804	 45° Support Connector Page 805	 3 & 5 Hole Pivot Plates Pages 805-806	 Pivot Nubs Pages 807-808	 Pivot Arms Pages 808-809	 Standard Pivot Assemblies Pages 810-811	 Pivot Joints Page 812
 45° Supports Pages 813-814						

How to Order 80/20® Joining Plates

Ordering Joining Plates is a simple process; just list the part number, quantity, and a brief description of the plate (see example order below). Also take note of the recommended bolt assemblies called out for each plate. These assemblies are a standard configuration of bolts and T-nuts to connect a plate to a profile. You may choose to select you own bolt configurations. If so, simply refer to pages 743-751 for bolt and T-nut options.

How To Order

Shipping Method: Ship To:

Ordered By: Customer:

Address:

City / State:

Attention:

Tag:

Complete Address & Shipping Method Required... NO P.O. Box

Part Number	Quantity	Length	Description / Machining	Price/UOM	Ext. Price
25-2525	2	469.9mm	25-7042 in A both ends	\$0.01	\$7.89
40-4040-Lite-4m	5	4 m	Full length profile	\$80.00	\$400.00
40-8016	4	1016.0mm	40-7029 one end	\$0.14	\$554.74
40-8080	4	914.4mm	40-7050 style MG in W, X both ends	\$0.06	\$230.43
CM01-051006	2		Custom bracket per drawing #1	\$23.00	\$46.00
65-2611	1	.63 sm	6mm bronze polycarb 1 @ 457.2mm x 1016mm w/ 25-7311 per drawing	\$111.95	\$70.53
65-7150	1		Cut plastic panels all sides < -1220mm	\$10.50	\$10.50
25-7042	4		25 Series anchor fastener counterbore	\$2.25	\$9.00
25-7005	2		Cut-to-length for 25-2525	\$1.95	\$3.90
40-7023	4		Cut-to-length for 40-8016	\$2.90	\$11.60
40-7030	4		Cut-to-length for 40-8080	\$2.60	\$10.40
40-7050	64		40 Series drill access hole	\$1.95	\$124.80
40-7029	4		5/16-18 tap service for 40-8016	\$15.20	\$60.80
25-7311	2		Anchor fastener notch for 25 Series	\$0.53	\$1.06
40-3891	32		40 Series M8 bright zinc end fastener w/ screw	\$1.65	\$52.80
25-2114	16		Gray T-Slot covers for 25 Series	\$3.45	\$55.20
40-2050	8		End caps for 40-8080	\$1.85	\$14.80
25-3896	4		25 Series anchor fasteners	\$3.10	\$12.40
40-1982	5		40 Series M8 bright zinc double economy T-nut	\$0.84	\$4.20
25-4132	12		2 hole inside corner gusset bracket	\$3.95	\$47.40
75-3404	24		25 Series M6 BHSCS & economy T-nut	\$0.45	\$10.80
TOTAL				\$1739.25	

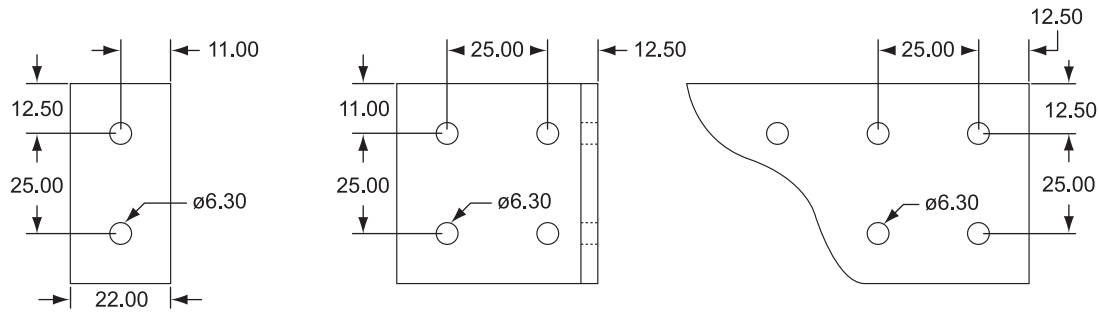
NOTE: Prices shown for illustration use only. Contact your distributor for a personalized quote.

Special Instructions: **Must be delivered for assembly by Friday!!!**

1 - Profiles = Pages 640-694 • 2 - Custom Parts = Pages 695-710 • 3 - Panels = Pages 831-914
4 - Machining Services = Pages 1025-1078 • 5 - Accessories & Tools = Pages 915-938 & 1015-1024

25 Series Bolt Pattern Dimensions

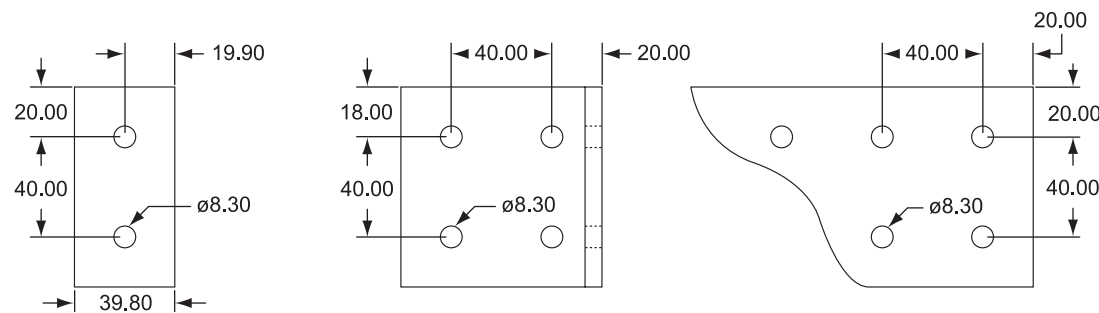
The following standards for hole sizes and centerlines apply to most 25 Series joining plates and inside corner brackets.



- Most 25 Series flat joining plates and strips are made of 4.0mm thick 6105-T5 clear anodized aluminum with 6.3mm diameter holes on 25mm centerlines except where noted.
- Most 25 Series inside corner brackets and gussets are made of 4.0mm thick 6105-T5 clear anodized aluminum with 6.8mm diameter holes on 25mm centerlines except where noted.

40 Series Bolt Pattern Dimensions

The following standards for hole sizes and centerlines apply to most 40 Series joining plates and inside corner brackets.



- Most 40 Series flat joining plates, strips, inside corner brackets and gussets are made of 6mm thick 6105-T5 clear anodized aluminum with 8.3mm diameter holes on 40mm centerlines except where noted.

Double Economy T-Nut Assemblies (Blue Screws, Bright T-Nut)

Part No.	Thread	Screw Type	Length	kg.	Lbs.
75-3509	M6 x 1.00	(2) BHSCS	10mm	.0145	.0320
75-3510		(2) BHSCS	12mm	.0161	.0356
75-3511		(2) BHSCS, Washer	12mm	.0177	.0390
75-3512	M8 x 1.25	(2) BHSCS	12mm	.0416	.0917
75-3513		(2) BHSCS	16mm	.0439	.0967
75-3514		(2) BHSCS, Washer	16mm	.0475	.1047

Metric Bolt Assemblies (Blue Screws, Bright T-Nut)

Thread	Screw Type	Length	Economy T-Nut			Drop-In T-Nut			Hex Nut	Washer
			Part No.	kg.	Lbs.	Part No.	kg.	Lbs.		
M6 x 1.00	BHSCS	10mm	75-3404	.0073	.0160	75-3435	.0068	.0150	-	-
	BHSCS	12mm	75-3405	.0076	.0167	75-3436	.0071	.0157	-	-
	BHSCS	16mm	75-3406	.0083	.0183	75-3437	.0078	.0173	-	75-3477
	BHSCS	20mm	75-3407	.0091	.0200	75-3438	.0086	.0190	-	-
	BHSCS, Washer	12mm	75-3408	.0086	.0189	75-3439	.0081	.0179	75-3466	-
	BHSCS, Washer	16mm	75-3409	.0093	.0205	75-3440	.0088	.0195	75-3467	-
	BHSCS, Washer	20mm	75-3410	.0101	.0222	75-3441	.0096	.0212	75-3468	-
	SHCS	10mm	75-3411	.0087	.0191	75-3442	.0082	.0181	-	-
	SHCS	12mm	75-3412	.0089	.0197	75-3443	.0084	.0187	-	-
	SHCS	16mm	75-3413	.0098	.0216	75-3444	.0093	.0206	-	-
	SHCS	20mm	75-3414	.0103	.0227	75-3445	.0098	.0217	-	-
	SHCS	25mm	75-3415	.0114	.0252	75-3446	.0110	.0242	-	-
	SHCS	30mm	75-3416	.0126	.0279	75-3447	.0122	.0269	-	-
	SHCS	35mm	75-3417	.0144	.0318	75-3448	.0140	.0308	-	-
	SHCS	40mm	75-3418	.0148	.0326	75-3449	.0143	.0316	-	-
	SHCS, Washer	12mm	75-3419	.0099	.0219	75-3450	.0095	.0209	75-3469	-
	SHCS, Washer	16mm	75-3420	.0108	.0238	75-3451	.0103	.0228	75-3470	-
	M8 x 1.25	BHSCS	12mm	75-3421	.0162	.0358	75-3452	.0177	.0380	-
BHSCS		16mm	75-3422	.0176	.0388	75-3453	.0136	.0410	-	-
BHSCS		20mm	75-3423	.0180	.0397	75-3454	.0190	.0419	-	75-3478
BHSCS		25mm	75-3424	.0198	.0437	75-3455	.0208	.0459	-	-
BHSCS, Washer		16mm	75-3425	.0194	.0428	75-3456	.0204	.0450	75-3471	-
BHSCS, Washer		20mm	75-3426	.0198	.0437	75-3457	.0208	.0459	75-3472	-
BHSCS, Washer		25mm	75-3427	.0216	.0477	75-3458	.0226	.0499	75-3473	-
SHCS		12mm	75-3428	.0196	.0431	75-3459	.0205	.0453	-	-
SHCS		16mm	75-3429	.0205	.0452	75-3460	.0215	.0474	-	-
SHCS		20mm	75-3430	.0218	.0480	75-3461	.0227	.0502	-	-
SHCS		25mm	75-3431	.0234	.0516	75-3462	.0244	.0538	-	-
SHCS, Washer		16mm	75-3432	.0223	.0492	75-3463	.0233	.0514	75-3474	-
SHCS, Washer		20mm	75-3433	.0235	.0520	75-3464	.0296	.0592	75-3475	-
SHCS, Washer		25mm	75-3434	.0252	.0556	75-3465	.0262	.0578	75-3476	-

Legend for Icons




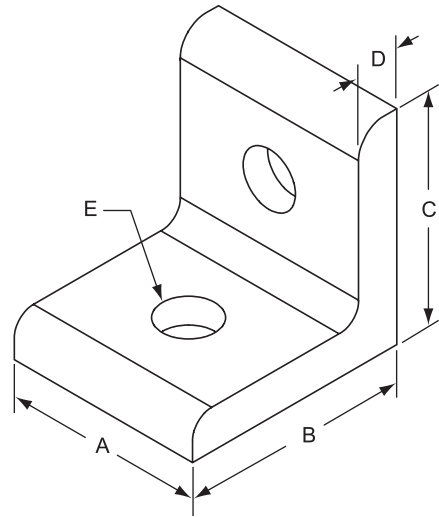
Design files for this part can be found on the 80/20[®] DVD (Design Software)



This part can use double economy T-nuts. See charts above.

NOTE: For more mounting hardware options, see page 757.

2 Hole 3mm Inside Corner Bracket


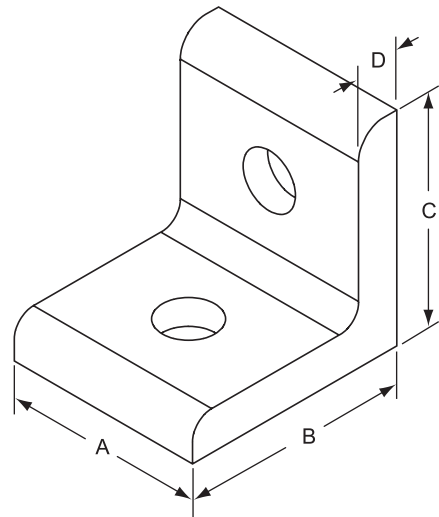


Recommended Mounting Hardware:

Part No.	Qty	Description
75-3404	2	M6 x 10mm BHSCS & Econ T-Nut

Part No.	A	B	C	D	E	kg.
25-4108	25.00	25.00	25.00	3.00	ø 6.30	.009

2 Hole Inside Corner Bracket




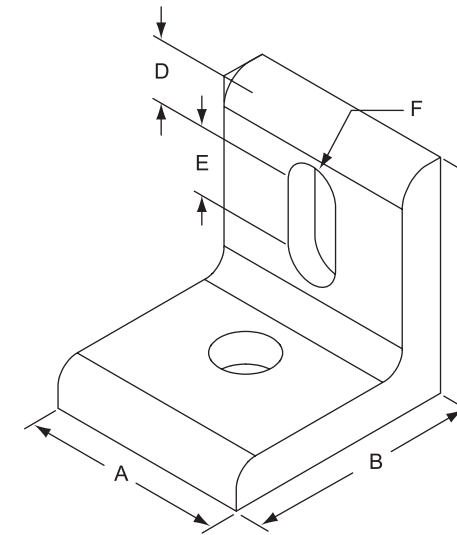
Recommended Mounting Hardware:

Part No.	Series	Qty	Description
75-3404	25	2	M6 x 10mm BHSCS & Econ T-Nut
75-3422	40	2	M8 x 16mm BHSCS & Econ T-Nut

Part No.	A	B	C	D	kg.
25-4119	22.00	25.00	25.00	4.00	.011
40-4302	36.00	40.00	40.00	6.00	.039

NOTE: For more mounting hardware options, see page 757.

2 Hole Slotted Inside Corner Bracket

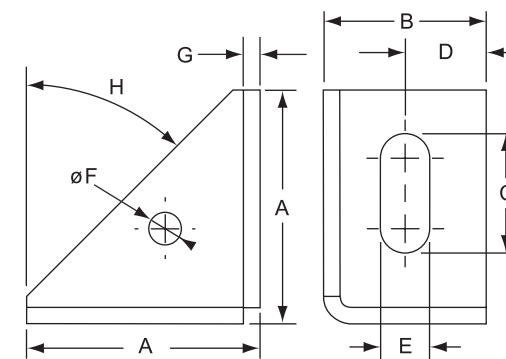


Recommended Mounting Hardware:

Part No.	Series	Qty	Description
75-3404	25	2	M6 x 10mm BHSCS & Econ T-Nut
75-3422	40	2	M8 x 16mm BHSCS & Econ T-Nut

Part No.	A	B	C	D	E	F	kg.
25-4265	22.00	25.00	25.00	8.50	4.00	ø6.80	.011
40-4295	36.00	40.00	40.00	12.00	14.00	ø8.30	.034

2 Hole Inside Corner Bracket
Steel, Zinc-Plated



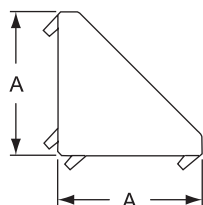

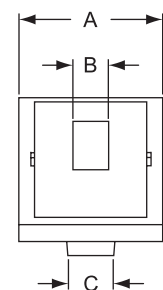

Recommended Mounting Hardware:

Part No.	Qty	Description	Compatibility Code*
3450	2	5/16-18 x 1/2 SHCS & Econ. T-nut	8-15
75-3624	2	M8 x 12mm SHCS & Slide In T-nut	8-40

Part No.	A	B	C	D	E	F	G	H	kg.	Compatibility Code
14120	43.00	30.00	22.00	15.00	9.00	6.00	3.00	45°	.041	8-15, 8-40

* See Compatibility Code information on page 642.

2 Hole Inside Corner Bracket
Die-Cast Aluminum, Natural Finish

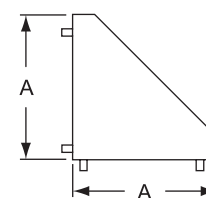
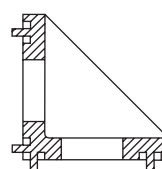
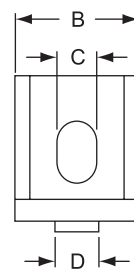


Recommended Mounting Hardware:

Part No.	Qty	Description	Compatibility Code*
75-3581	2	M5 x 8mm BHSCS & Econ. Slide-In T-nut	5-20
3457	2	10-32 x 3/8 SHCS & Econ. Slide-In T-nut	6-10
75-3401	2	M5 x 10mm SHCS & Econ. Slide-In T-nut	6-25

Part No.	A	B	C (Slot Tab)	kg.	Compatibility Code*
14059	18.00	5.30	None	.01	5-20, 6-10, 6-25
14061			6.00		

2 Hole Inside Corner Brackets
Die-Cast Zinc, Natural or Powder Coat



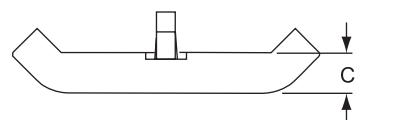
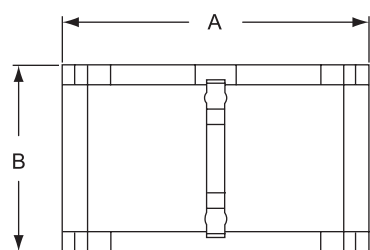
Recommended Mounting Hardware:

Part No.	Qty	Description	Compatibility Code*
75-3581	2	M5 x 8mm BHSCS & Econ. Slide-In T-nut	5-20
3457	2	10-32 x 3/8 SHCS & Econ. Slide-In T-nut	6-10
75-3401	2	M5 x 10mm SHCS & Econ. Slide-In T-nut	6-25

Part No.	Finish	A	B	C	D (Slot Tab)	kg.	Compatibility Code*
14056	Natural	20.00	17.00	5.50	None	.013	5-20
14051	Powder Coat - Aluminum Color				None		
14053	Natural				5.00		
14052	Powder Coat - Aluminum Color				5.00		
14054	Powder Coat - Aluminum Color				6.00		6-10, 6-25

Cover Cap for Inside Corner Brackets
Fiberglass-Reinforced Nylon, Black

• Fits brackets shown above

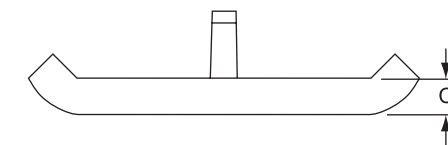
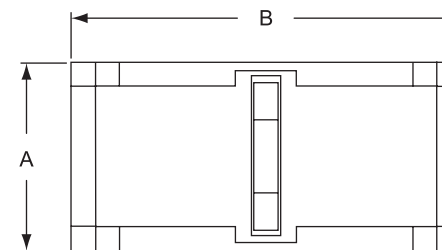


Part No.	A	B	C	kg.	Fits On	Compatibility Code*
12031	28.20	17.60	5.00	.002	14059, 14061	5-20, 6-10, 6-25

* See Compatibility Code information on page 642.

Cover Cap for Inside Corner Brackets
Fiberglass-Reinforced Nylon, Black

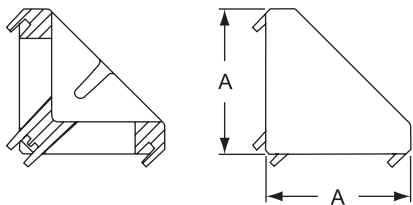
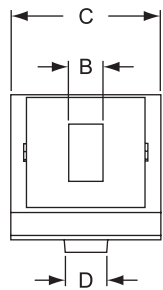

• Fits brackets shown above



Part No.	Series	A	B	C	kg.	Fits On	Compatibility Code*
12030	25	15.50	32.00	3.00	.002	14054	6-10, 6-25

* See Compatibility Code information on page 642.

2 Hole Inside Corner Brackets
Die-Cast Aluminum, Natural Finish

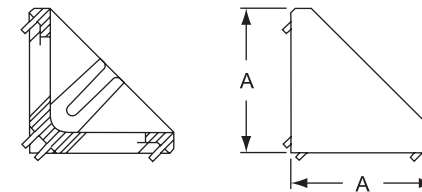
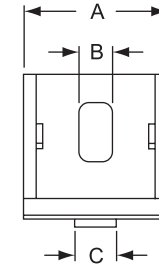



Recommended Mounting Hardware:

Part No.	Qty	Description
75-3593	2	M6 x 14mm SHCS & Drop-In T-nut

Part No.	A	B	C	D (Slot Tab)	kg.	Compatibility Code*
14071	27.00	6.40	28.00	None	.02	8-30
14073				8.00		

2 Hole Inside Corner Brackets
Die-Cast Zinc, Natural or Powder Coat



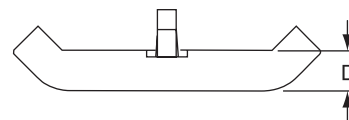
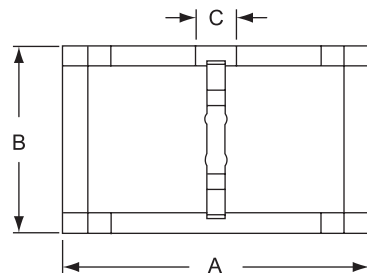
Recommended Mounting Hardware:

Part No.	Qty	Description
75-3598	2	M6 x 12mm SHCS & Drop-In T-nut

Part No.	Finish	A	B	C (Slot Tab)	kg.	Compatibility Code*
14067	Natural	28.00	6.50	None	.041	8-30
14062	Powder Coat - Aluminum Color			None		
14066	Natural			8.00		
14065	Powder Coat - Aluminum Color			8.00		

4

Cover Cap for Inside Corner Brackets
Fiberglass-Reinforced Nylon, Black



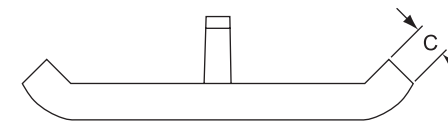
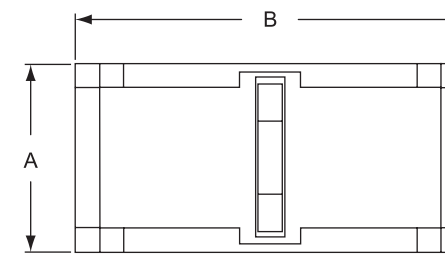
• Fits brackets shown above

Part No.	A	B	C	D	kg.	Fits On	Compatibility Code*
12033	45.20	27.60	6.00	6.00	.004	14071 & 14073	8-30

* See Compatibility Code information on page 642.

4

Cover Cap for Inside Corner Brackets
Fiberglass-Reinforced Nylon, Black


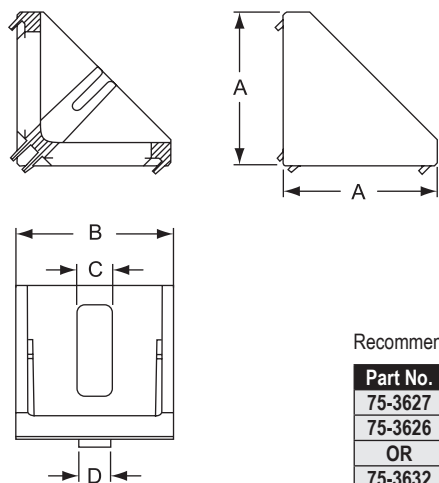


• Fits brackets shown above

Part No.	Series	A	B	C	kg.	Fits On	Compatibility Code*
12032	30	27.50	44.50	4.00	.004	Zinc Gusseted Bracket - 30 Series	8-30

* See Compatibility Code information on page 642.

2 Hole Inside Corner Brackets
Die-Cast Zinc, Natural or Powder Coat



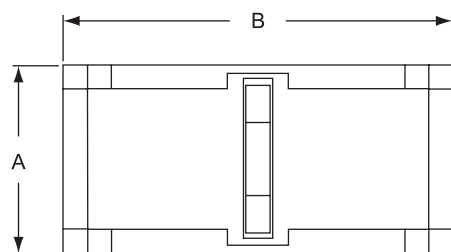
Recommended Mounting Hardware:

Part No.	Qty	Description	Compatibility Code*
75-3627	2	M8 x 18mm SHCS & Slide-In T-nut	8-40
75-3626	2	M8 x 18mm SHCS & Drop-In T-nut	10-45
OR			
75-3632	2	M8 x 20mm Drop-In T-Stud & Flanged Hex Nut	

Part No.	Finish	A	B	C	D (Slot Tab)	kg.	Compatibility Code*
14079	Natural	39.00	40.00	9.00	None	.083	8-40
14074	Powder Coat - Aluminum Color				None	.085	
14076	Natural				8.00	.097	
14075	Powder Coat - Aluminum Color				8.00	.097	10-45
14078	Natural				10.00	.083	
14077	Powder Coat - Aluminum Color				10.00	.085	

Cover Cap for Inside Corner Brackets
Fiberglass-Reinforced Nylon, Black


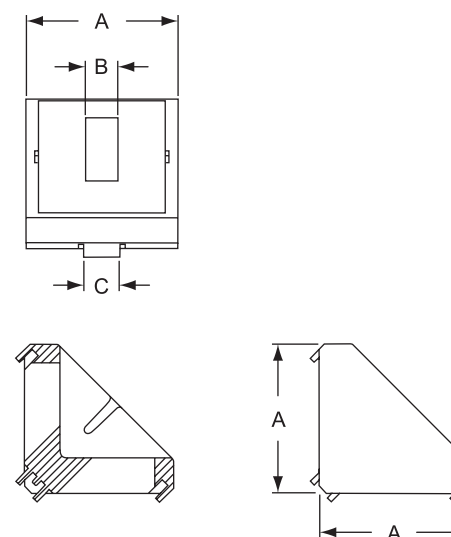
• Fits brackets shown above




Part No.	Series	A	B	C	kg.	Fits On	Compatibility Code*
12034	45	39.50	64.00	4.00	.006	Zinc Gusseted Bracket - 45 Series	10-45

* See Compatibility Code information on page 642.

2 Hole Inside Corner Brackets



14083
14085



14092

Recommended Mounting Hardware:

Part No.	Qty	Description
75-3630	2	M8 x 20mm SHCS & Drop-In T-nut
OR		
75-3635	2	M8 x 25mm Drop-In T-Stud & Flanged Hex Nut

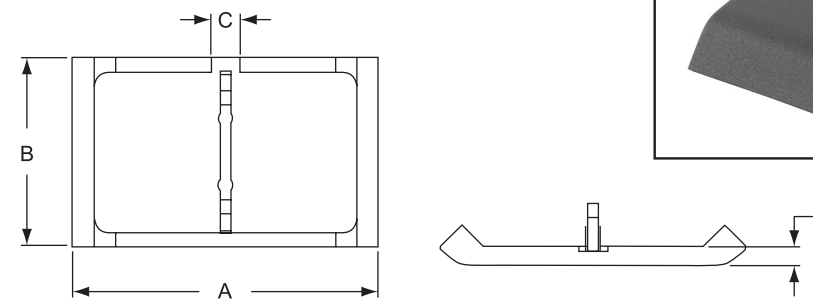
* See Compatibility Code information on page 642.

Part No.	Description	A	B	C (Slot Tab)	kg.	Compatibility Code*
14083	Die-Cast Aluminum, Natural Finish	42.00	9.00	None	.056	10-45
14085				10.00		

Part No.	Description	A	B	C (Slot Tab)	kg.	Compatibility Code*
14092	Die-Cast Zinc	42.00	9.00	10.00	.056	10-45

Cover Cap for Inside Corner Brackets
Nylon, Black

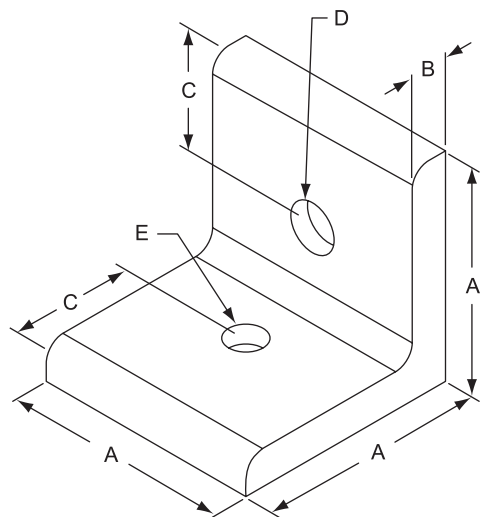
• Fits brackets shown above



Part No.	A	B	C	D	kg.	Compatibility Code*
12035	64.00	39.50	6.00	4.00	.014	10-45

NOTE: For more mounting hardware options, see page 757.

2 Hole Lite Transition Inside Corner Bracket



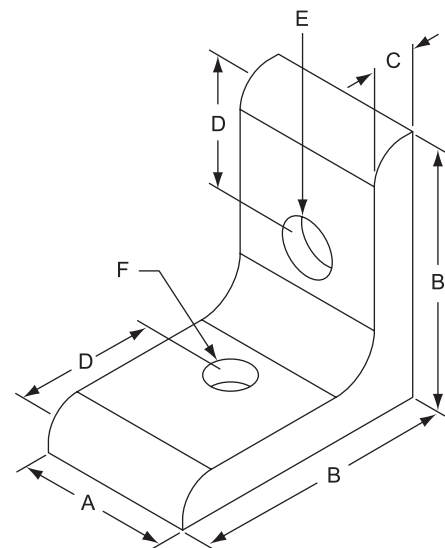
Joins 25 Series to 40 Series T-Slotted Profiles

Recommended Mounting Hardware:

Part No.	Qty	Description
75-3404	1	M6 x 10mm BHSCS & Econ T-Nut
AND		
75-3421	1	M8 x 12mm BHSCS & Econ T-Nut

Part No.	A	B	C	D	E	kg.
65-4509	25.00	3.00	12.50	ø8.30	ø6.30	.009

2 Hole Standard Transition Inside Corner Bracket



Joins 25 Series to 40 Series T-Slotted Profiles

Recommended Mounting Hardware:

Part No.	Qty	Description
75-3405	1	M6 x 12mm BHSCS & Econ T-Nut
AND		
75-3422	1	M8 x 16mm BHSCS & Econ T-Nut

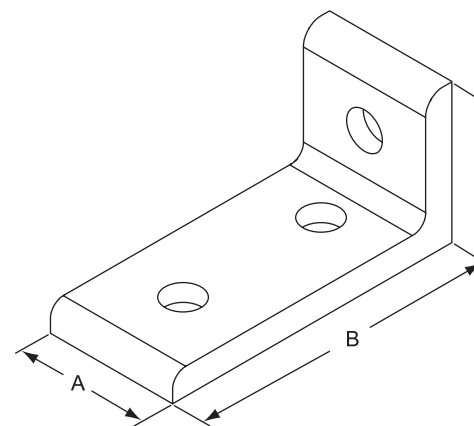
Part No.	A	B	C	D	E	F	kg.
65-4503	22.00	40.00	6.00	20.00	ø8.30	ø6.30	.020

NOTE: For more mounting hardware options, see page 757.

3 Hole Inside Corner Bracket



Page 757



Recommended Mounting Hardware:


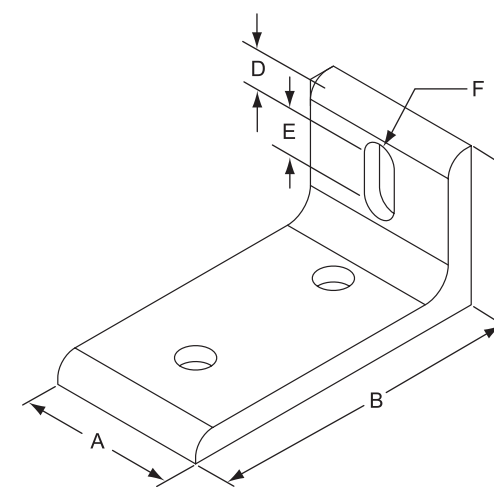
Part No.	Series	Qty	Description
75-3404	25	3	M6 x 10mm BHSCS & Econ T-Nut
75-3422	40	3	M8 x 16mm BHSCS & Econ T-Nut

Part No.	A	B	C	kg.
25-4176	22.00	50.00	25.00	.018
40-4376	36.00	80.00	40.00	.059

3 Hole Slotted Inside Corner Bracket



Page 757




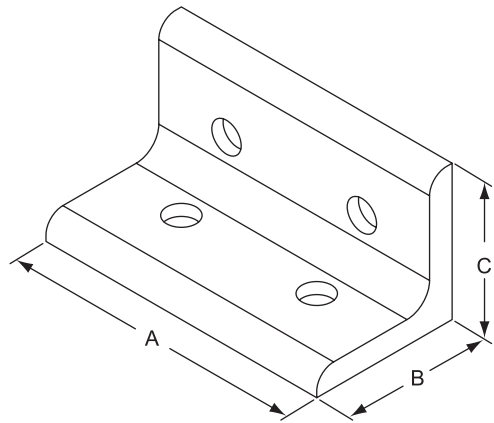
Recommended Mounting Hardware:

Part No.	Series	Qty	Description
75-3404	25	3	M6 x 10mm BHSCS & Econ T-Nut
75-3422	40	3	M8 x 16mm BHSCS & Econ T-Nut

Part No.	A	B	C	D	E	F	kg.
25-4250	22.00	50.00	25.00	8.50	4.00	ø6.80	.018
40-4280	36.00	80.00	40.00	12.00	14.00	ø8.30	.057

NOTE: For more mounting hardware options, see page 757.

4 Hole Inside Corner Bracket

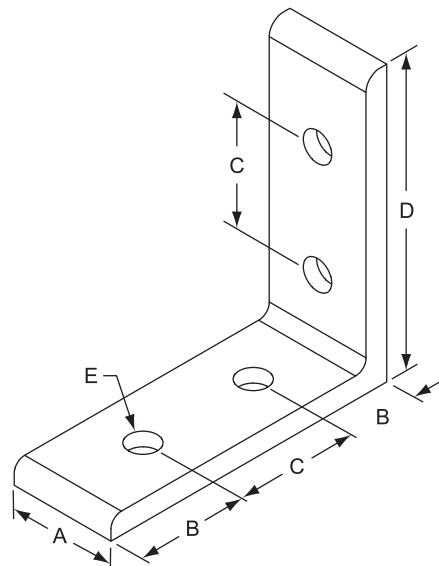


Recommended Mounting Hardware:

Part No.	Series	Qty	Description
75-3404	25	4	M6 x 10mm BHSCS & Econ T-Nut
75-3422	40	4	M8 x 16mm BHSCS & Econ T-Nut

Part No.	A	B	C	kg.
25-4113	47.00	25.00	25.00	.024
40-4303	76.00	40.00	40.00	.080

4 Hole Inside Corner Bracket




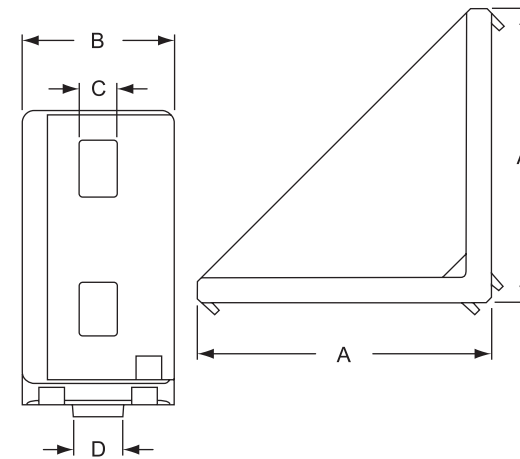
Recommended Mounting Hardware:

Part No.	Series	Qty	Description
75-3404	25	4	M6 x 10mm BHSCS & Econ T-Nut
75-3422	40	4	M8 x 16mm BHSCS & Econ T-Nut

Part No.	A	B	C	D	E	kg.
25-4115	22.00	12.50	25.00	50.00	ø6.80	.024
40-4301	36.00	20.00	40.00	80.00	ø8.30	.078

* See Compatibility Code information on page 642.

4 Hole Inside Corner Bracket
Die-Cast Aluminum, Natural Finish


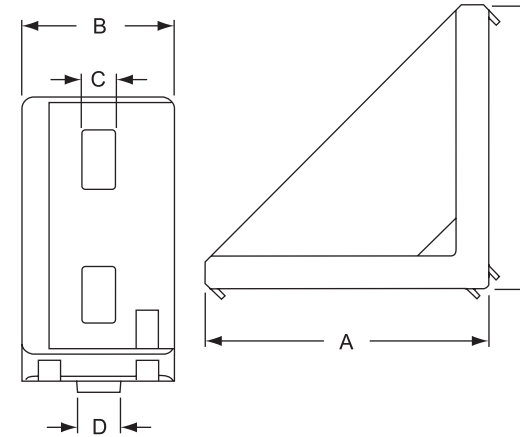


Recommended Mounting Hardware:

Part No.	Qty	Description	Compatibility Code*
75-3581	4	M5 x 8mm BHSCS & Econ. Slide-In T-nut	5-20
3457	4	10-32 x 3/8 SHCS & Econ. Slide-In T-nut	6-10
75-3401	4	M5 x 10mm SHCS & Econ. Slide-In T-nut	6-25

Part No.	A	B	C	D (Slot Tab)	kg.	Compatibility Code*
14057	38.00	18.00	4.50	5.00	.013	5-20
14058	38.00	18.00	5.30	6.00	.013	6-10, 6-25

4 Hole Inside Corner Bracket
Die-Cast Aluminum, Natural Finish




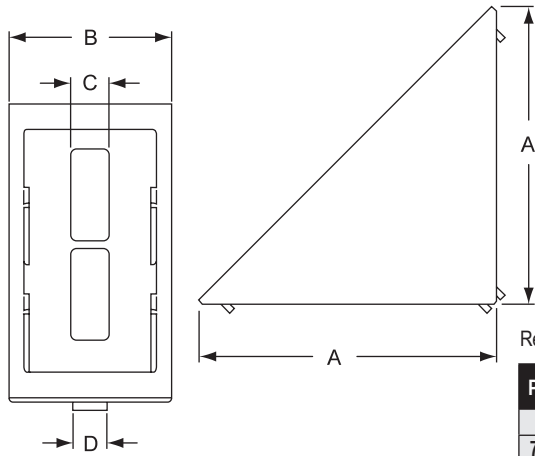
Recommended Mounting Hardware:

Part No.	Qty	Description	Compatibility Code*
75-3593	4	M6 x 14mm SHCS & Drop-In T-nut	8-30
3455	4	5/16-18 x 3/4 SHCS & Econ. Slide-In T-nut	8-15
75-3627	4	M8 x 18mm SHCS & Roll-In T-nut	8-40
75-3630	4	M8 x 20mm SHCS & Drop-In T-nut	10-45
OR			
75-3635	4	M8 x 25mm Drop-In T-Stud & Flanged Hex Nut	

Part No.	A	B	C	D (Slot Tab)	kg.	Compatibility Code*
14068	57.00	28.00	6.20	None	.058	8-30
14070				8.00		
14080	76.00	38.00	9.00	None	.122	8-15, 8-40
14081				8.00		
14086	86.00	43.00	9.00	None	.162	10-45
14088				10.00		

* See Compatibility Code information on page 642.

4 Hole Inside Corner Brackets
Die-Cast Zinc, Natural or Powder Coat




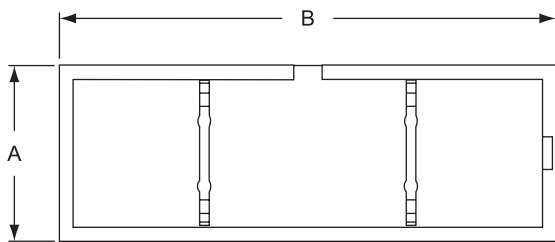
Recommended Mounting Hardware:

Part No.	Qty	Description	Compatibility Code*
3455	4	5/16-18 x 3/4 SHCS & Econ. Slide-In T-nut	8-15
75-3627	4	M8 x 18mm SHCS & Slide-In T-nut	8-40
75-3630	4	M8 x 20mm SHCS & Drop-In T-nut	10-45
OR			
75-3635	4	M8 x 25mm Drop-In T-Stud & Flanged Hex Nut	

Part No.	Finish	A	B	C	D (Slot Tab)	kg.	Compatibility Code*
14103	Natural	76.00	38.00	9.00	None	.268	8-15, 8-40, 10-45
14098	Powder Coat - Aluminum Color				None	.270	
14100	Natural				8.00	.268	8-40
14099	Powder Coat - Aluminum Color				8.00	.270	
14102	Natural				10.00	.268	
14101	Powder Coat - Aluminum Color				10.00	.270	10-45

Cover Cap for Inside Corner Brackets
Fiberglass-Reinforced Nylon, Black

• Fits brackets shown above




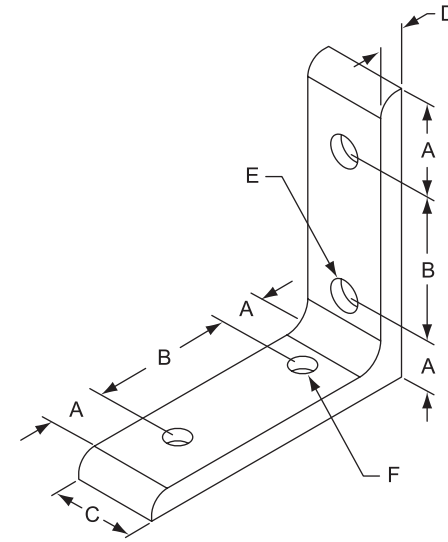
Part No.	A	B	C	kg.	Fits On	Compatibility Code*
12038	38.00	106.00	4.00	.012	14103	8-15
					14098	8-40
					14102	10-45
					14101	10-45

NOTE: For more mounting hardware options, see page 757.

4 Hole Transition Inside Corner Bracket



Page 757



Joins 25 Series to 40 Series T-Slotted Profiles

Recommended Mounting Hardware:


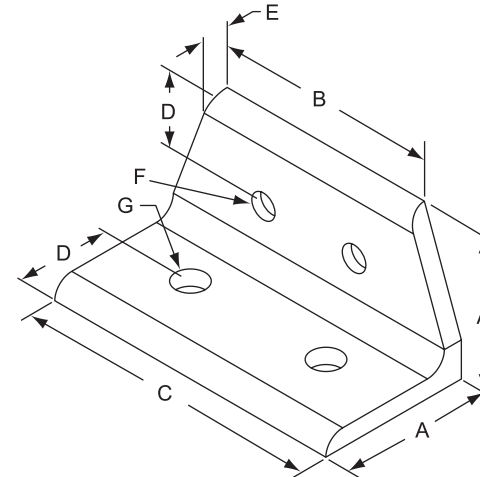
Part No.	Qty	Description
75-3405	2	M6 x 12mm BHSCS & Econ T-Nut
AND		
75-3422	2	M8 x 16mm BHSCS & Econ T-Nut

Part No.	A	B	C	D	E	F	kg.
65-4504	20.00	40.00	22.00	6.00	ø8.30	ø6.30	.052

4 Hole Lite Double Wide Transition Inside Corner Bracket



Page 757



Joins 25 Series to 40 Series T-Slotted Profiles

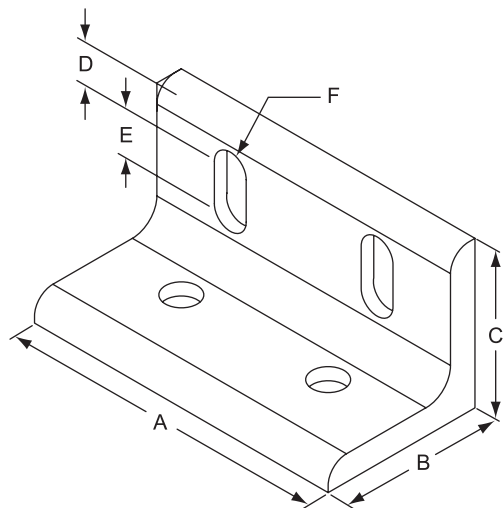
Recommended Mounting Hardware:

Part No.	Qty	Description
75-3405	2	M6 x 12mm BHSCS & Econ T-Nut
AND		
75-3422	2	M8 x 16mm BHSCS & Econ T-Nut

Part No.	A	B	C	D	E	F	G	kg.
65-4512	40.00	40.00	62.50	20.00	6.00	ø6.30	ø8.30	.025

NOTE: For more mounting hardware options, see page 757.

4 Hole Slotted Inside Corner Bracket


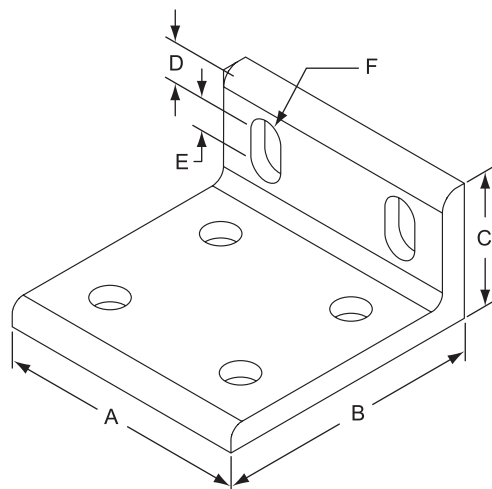


Recommended Mounting Hardware:

Part No.	Series	Qty	Description
75-3404	25	4	M6 x 10mm BHSCS & Econ T-Nut
75-3422	40	4	M8 x 16mm BHSCS & Econ T-Nut

Part No.	A	B	C	D	E	F	kg.
25-4260	47.00	25.00	25.00	8.50	4.00	ø6.80	.024
40-4290	76.00	40.00	40.00	12.00	14.00	ø8.30	.075

6 Hole Slotted Inside Corner Bracket



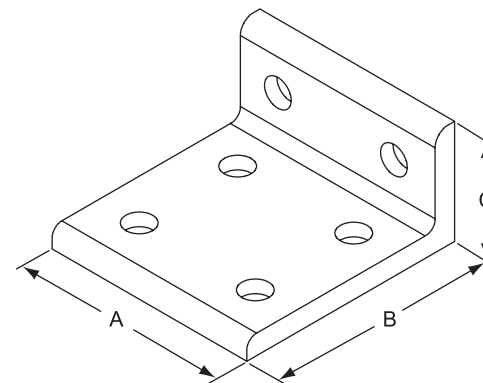
Recommended Mounting Hardware:

Part No.	Series	Qty	Description
75-3404	25	6	M6 x 10mm BHSCS & Econ T-Nut
75-3422	40	6	M8 x 16mm BHSCS & Econ T-Nut

Part No.	A	B	C	D	E	F	kg.
25-4286	47.00	50.00	25.00	8.50	4.00	ø6.80	.038
40-4285	76.00	80.00	40.00	12.00	14.00	ø8.30	.120

NOTE: For more mounting hardware options, see page 757.

6 Hole Inside Corner Bracket

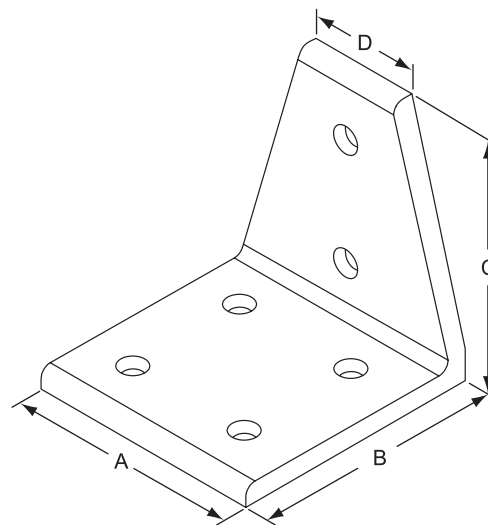


Recommended Mounting Hardware:

Part No.	Series	Qty	Description
75-3404	25	6	M6 x 10mm BHSCS & Econ T-Nut
75-3422	40	6	M8 x 16mm BHSCS & Econ T-Nut

Part No.	A	B	C	kg.
25-4175	47.00	50.00	25.00	.038
40-4375	76.00	80.00	40.00	.125

6 Hole Center Inside Corner Bracket



Recommended Mounting Hardware:

Part No.	Series	Qty	Description
75-3404	25	6	M6 x 10mm BHSCS & Econ T-Nut
75-3422	40	6	M8 x 16mm BHSCS & Econ T-Nut

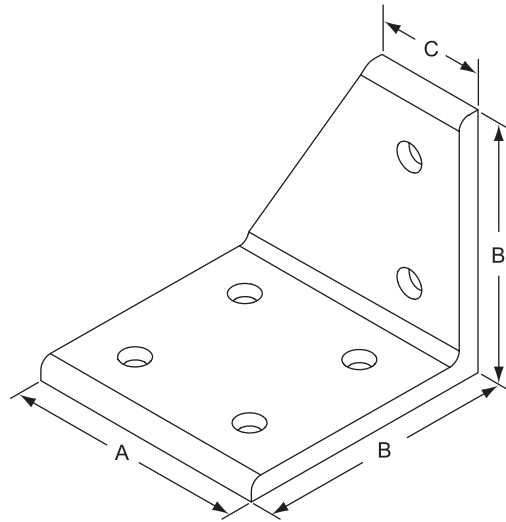
Part No.	A	B	C	D	kg.
25-4111	47.00	50.00	50.00	25.00	.047
40-4311	76.00	80.00	80.00	36.00	.152

NOTE: For more mounting hardware options, see page 757.

6 Hole Right Inside Corner Bracket



Page 757



Recommended Mounting Hardware:

Part No.	Qty	Description
75-3422	6	M8 x 16mm BHSCS & Econ T-Nut

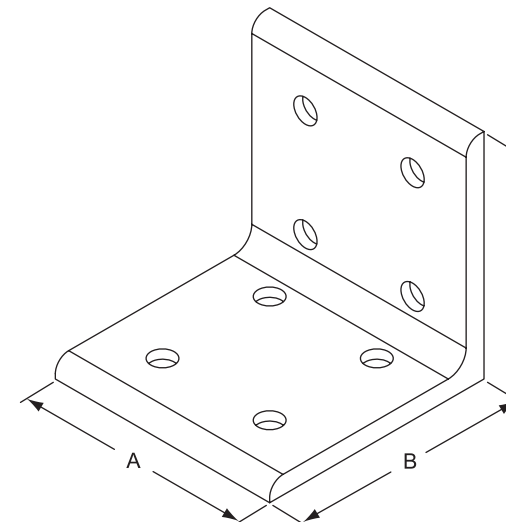
Part No.	A	B	C	kg.
40-4308	76.00	80.00	36.00	.152

NOTE: For more mounting hardware options, see page 757.

8 Hole Inside Corner Bracket



Page 757



Recommended Mounting Hardware:


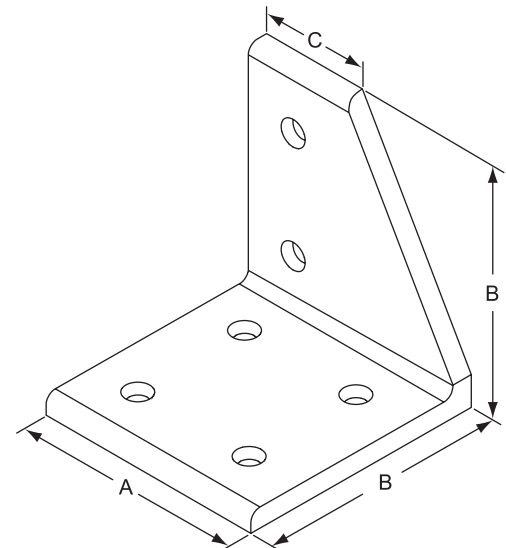
Part No.	Series	Qty	Description
75-3404	25	8	M6 x 10mm BHSCS & Econ T-Nut
75-3422	40	8	M8 x 16mm BHSCS & Econ T-Nut

Part No.	A	B	C	kg.
25-4114	47.00	50.00	50.00	.053
40-4304	76.00	80.00	80.00	.166

6 Hole Left Inside Corner Bracket



Page 757



Recommended Mounting Hardware:

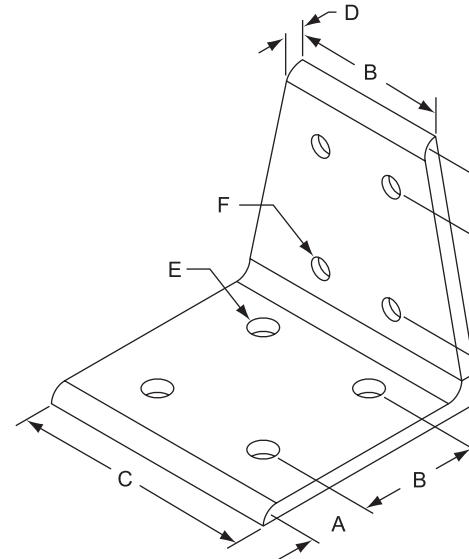
Part No.	Qty	Description
75-3422	6	M8 x 16mm BHSCS & Econ T-Nut

Part No.	A	B	C	kg.
40-4309	76.00	80.00	36.00	.152

8 Hole Double Wide Transition Inside Corner Bracket



Page 757



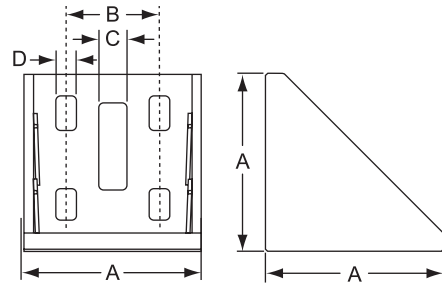
Joins 25 Series to 40 Series T-Slotted Profiles

Recommended Mounting Hardware:

Part No.	Qty	Description
75-3405	4	M6 x 12mm BHSCS & Econ T-Nut
AND		
75-3422	4	M8 x 16mm BHSCS & Econ T-Nut

Part No.	A	B	C	D	E	F	kg.
65-4513	20.00	40.00	62.50	6.00	ø8.30	ø6.30	.048

8 Hole Inside Corner Bracket
Die-Cast Zinc, Powder Coat

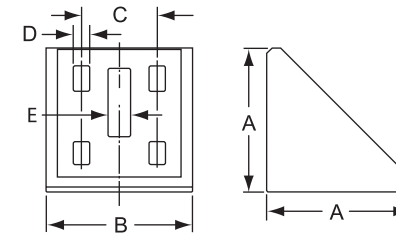


Recommended Mounting Hardware:

Part No.	Qty	Description
75-3593	8	M6 x 14mm SHCS & Drop-In T-nut

Part No.	Finish	A	B	C	D	kg.	Compatibility Code*
14089	Powder Coat - Aluminum Color	57.00	30.00	9.00	6.40	.227	8-30

8 Hole Inside Corner Bracket
Die-Cast Aluminum



Recommended Mounting Hardware:


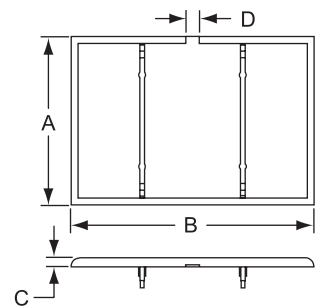
Part No.	Qty	Description
75-3593	8	M6 x 14mm SHCS & Drop-In T-nut

Part No.	Finish	A	B	C	D	E	kg.	Compatibility Code*
14095	Natural	57.00	58.00	30.00	6.40	9.00	.204	8-30

4

Cover Cap for Inside Corner Bracket
Fiberglass-Reinforced Nylon, Black

- Fits brackets shown above



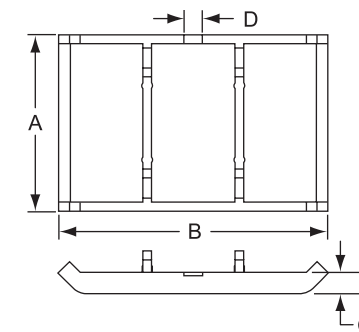
Part No.	A	B	C	D (Slot Tab)	kg.	Fits On	Compatibility Code*
12036	57.00	88.00	4.00	6.00	.021	14089	8-30

* See Compatibility Code information on page 642.

4

Cover Cap for Inside Corner Bracket
Fiberglass-Reinforced Nylon, Black

- Fits brackets shown above




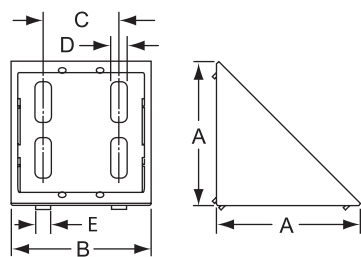
Part No.	A	B	C	D (Slot Tab)	kg.	Fits On	Compatibility Code*
12037	57.60	87.50	7.00	6.00	.021	14095	8-30

* See Compatibility Code information on page 642.

80/20® Inc.
The Industrial Erector Set®
THE STANDARD

* See Compatibility Code information on page 642.

8 Hole Inside Corner Brackets
Die-Cast Zinc, Natural or Powder Coat

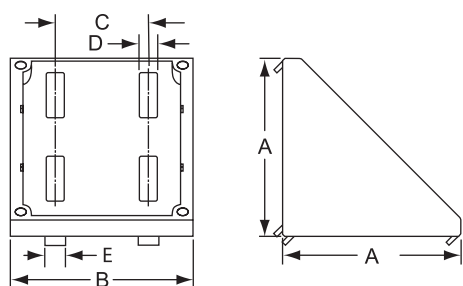


Recommended Mounting Hardware:

Part No.	Qty	Description
75-3627	8	M8 x 18mm SHCS & Slide-In T-nut

Part No.	Finish	A	B	C	D	E (Slot Tab)	kg.	Compatibility Code*
14104	Powder Coat - Aluminum Color	76.00	74.00	40.00	9.00	None	.271	8-40
14105						8.00		

8 Hole Inside Corner Bracket
Die-Cast Aluminum


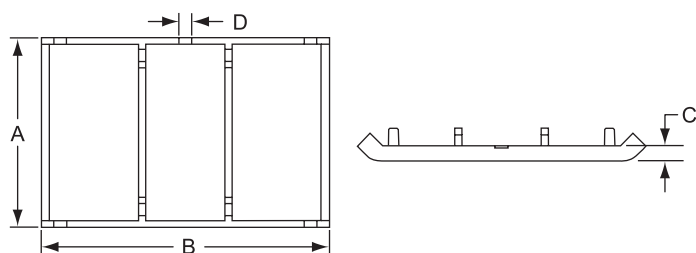


Recommended Mounting Hardware:

Part No.	Qty	Description
75-3630	8	M8 x 20mm SHCS & Drop-In T-nut
OR 75-3635	8	M8 x 25mm Drop-In T-stud & Flanged Hex Nut

Part No.	Finish	A	B	C	D	E (Slot Tab)	kg.	Compatibility Code*
14111	Natural	86.00	88.00	45.00	9.00	10.00	.334	10-45

Cover Caps for Inside Corner Brackets
Fiberglass-Reinforced Nylon, Black

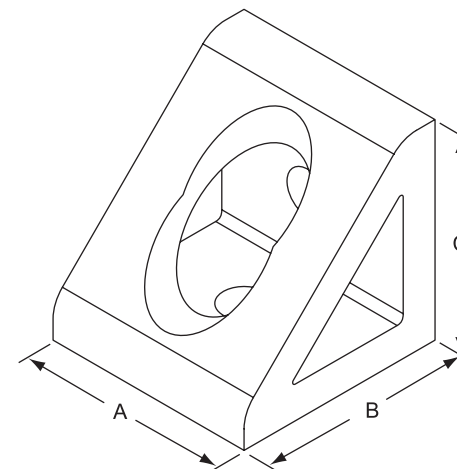


Part No.	A	B	C	D (Slot Tab)	kg.	Fits On	Compatibility Code*
12039	74.00	106.00	4.00	6.00	.021	14104, 14105	8-40
12040	87.60	133.00	7.00	6.00	.030	14111	10-45

Metric

NOTE: For more mounting hardware options, see page 757.

2 Hole Inside Gusset Corner Bracket

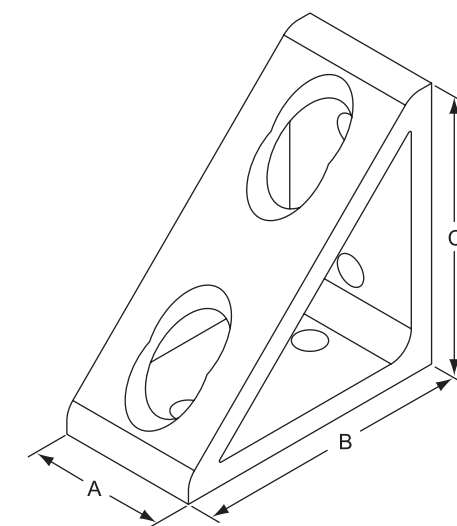


Recommended Mounting Hardware:

Part No.	Series	Qty	Description
75-3404	25	2	M6 x 10mm BHSCS & Econ T-Nut
75-3422	40	2	M8 x 16mm BHSCS & Econ T-Nut

Part No.	A	B	C	kg.
25-4132	22.00	25.00	25.00	.018
40-4332	36.00	40.00	40.00	.057

4 Hole Inside Gusset Corner Bracket



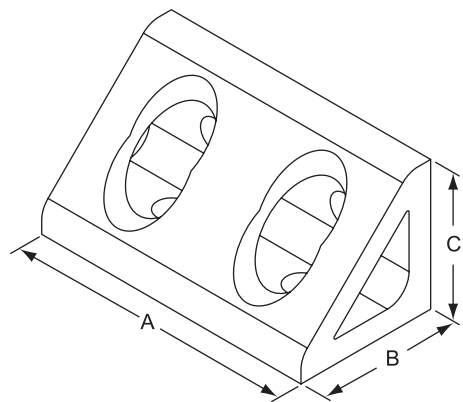
Recommended Mounting Hardware:

Part No.	Series	Qty	Description
75-3404	25	4	M6 x 10mm BHSCS & Econ T-Nut
75-3422	40	4	M8 x 16mm BHSCS & Econ T-Nut

Part No.	A	B	C	kg.
25-4136	22.00	50.00	50.00	.041
40-4336	36.00	80.00	80.00	.125

NOTE: For more mounting hardware options, see page 757.

4 Hole Inside Gusset Corner Bracket

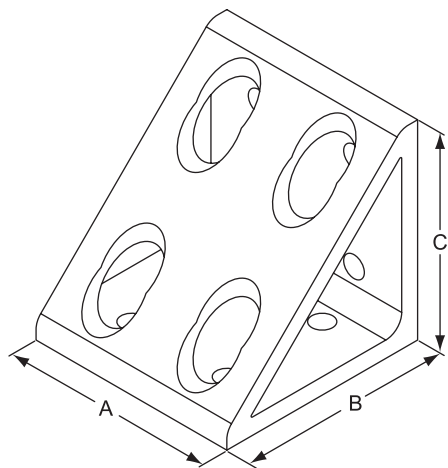


25 Series Recommended Mounting Hardware:

Part No.	Series	Qty	Description
75-3404	25	4	M6 x 10mm BHSCS & Econ T-Nut
75-3422	40	4	M8 x 16mm BHSCS & Econ T-Nut

Part No.	A	B	C	kg.
25-4134	47.00	25.00	25.00	.036
40-4334	76.00	40.00	40.00	.112

8 Hole Inside Gusset Corner Bracket



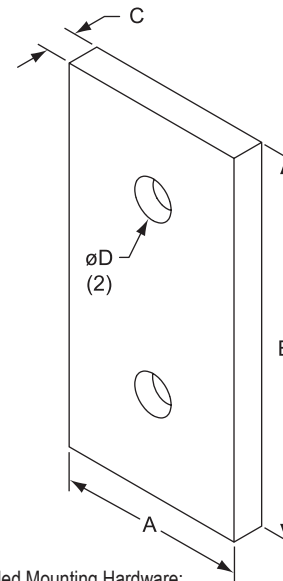
Recommended Mounting Hardware:

Part No.	Series	Qty	Description
75-3404	25	8	M6 x 10mm BHSCS & Econ T-Nut
75-3422	40	8	M8 x 16mm BHSCS & Econ T-Nut

Part No.	A	B	C	kg.
25-4138	47.00	50.00	50.00	.082
40-4338	76.00	80.00	80.00	.250

NOTE: For more mounting hardware options, see page 757.

2 Hole Joining Strip



25 Series Recommended Mounting Hardware:

Part No.	Qty	Description
75-3404	2	M6 x 10mm BHSCS & Econ T-Nut

30 Series Recommended Mounting Hardware:

Part No.	Qty	Description
75-3600	2	M6 x 12mm BHSCS & Drop-In T-Nut
OR		
75-3633	2	M6 x 20mm Drop-In T-Stud & Flanged Hex Nut

45 Series Recommended Mounting Hardware:

Part No.	Qty	Description
75-3619	2	M8 x 18mm BHSCS & Drop-In T-Nut
OR		
75-3632	2	M8 x 20mm Drop-In T-Stud & Flanged Hex Nut

40 Series Recommended Mounting Hardware:

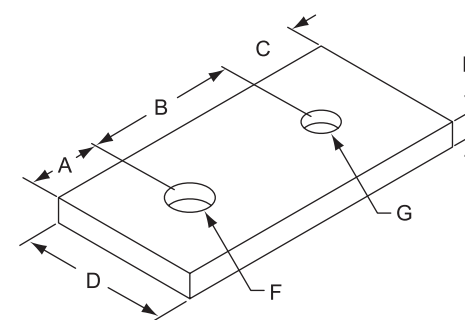
Part No.	Qty	Description
75-3422	2	M8 x 16mm BHSCS & Econ T-Nut
OR		
75-3500	2	M8 x 20mm Econ. T-Slot Stud, Washer, Hex Nut

Part No.	A	B	C	D	kg.
25-4107	22.00	50.00	4.00	6.30	.013
30-4307	27.00	60.00	4.00	6.30	.016
40-4307	39.80	80.00	6.00	8.30	.048
45-4307	42.00	90.00	6.00	8.30	.058

2 Hole Transition Strip



Joins 25 Series to 40 Series T-Slotted Profiles

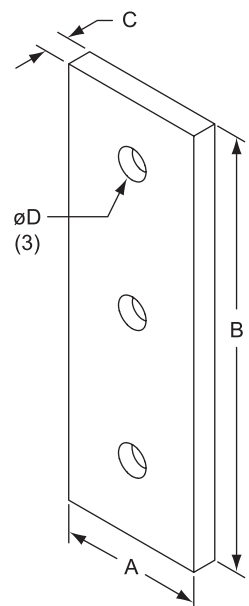


Recommended Mounting Hardware:

Part No.	Qty	Description
75-3404	1	M6 x 10mm BHSCS & Econ T-Nut
AND		
75-3422	1	M8 x 16mm BHSCS & Econ T-Nut

Part No.	A	B	C	D	E	F	G	kg.
65-4510	20.00	32.50	12.50	25.00	4.00	ø8.30	ø6.30	.014

3 Hole Joining Strip



Page 757



NOTE: For more mounting hardware options, see page 757.

25 Series Recommended Mounting Hardware:

Part No.	Qty	Description
75-3404	3	M6 x 10mm BHSCS & Econ T-Nut

40 Series Recommended Mounting Hardware:

Part No.	Qty	Description
75-3422	3	M8 x 16mm BHSCS & Econ T-Nut
OR		
75-3500	3	M8 x 20mm Econ. T-Slot Stud, Washer, Hex Nut

30 Series Recommended Mounting Hardware:

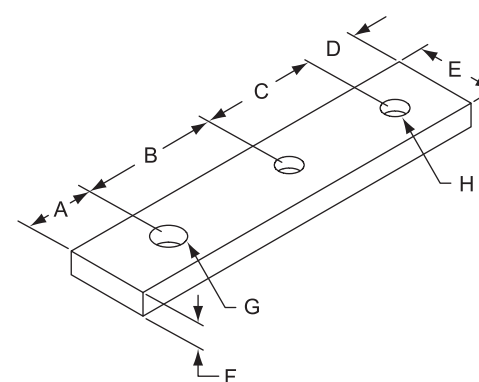
Part No.	Qty	Description
75-3600	3	M6 x 12mm BHSCS & Drop-In T-Nut
OR		
75-3633	3	M6 x 20mm Drop-In T-Stud & Flanged Hex Nut

45 Series Recommended Mounting Hardware:

Part No.	Qty	Description
75-3619	3	M8 x 18mm BHSCS & Drop-In T-Nut
OR		
75-3632	3	M8 x 20mm Drop-In T-Stud & Flanged Hex Nut

Part No.	A	B	C	D	kg.	Compatibility Code
25-4118	22.00	75.00	4.00	6.30	.020	6-25
30-4306	27.00	90.00	4.00	6.30	.024	8-30
40-4306	39.80	120.00	6.00	8.30	.073	8-40
45-4306	42.00	135.00	6.00	8.30	.087	10-45

3 Hole Transition Strip



Page 757



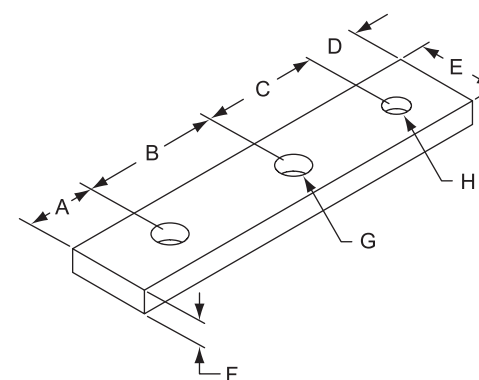
Joins 25 Series to 40 Series T-Slotted Profiles

Recommended Mounting Hardware:

Part No.	Qty	Description
75-3405	2	M6 x 12mm BHSCS & Econ T-Nut
AND		
75-3422	1	M8 x 16mm BHSCS & Econ T-Nut

Part No.	A	B	C	D	E	F	G	H	kg.
65-4506	20.00	32.50	25.00	12.50	22.00	6.00	ø8.30	ø6.30	.020

3 Hole Transition Strip



Page 757



Joins 25 Series to 40 Series T-Slotted Profiles

Recommended Mounting Hardware:

Part No.	Qty	Description
75-3405	1	M6 x 12mm BHSCS & Econ T-Nut
AND		
75-3422	2	M8 x 16mm BHSCS & Econ T-Nut

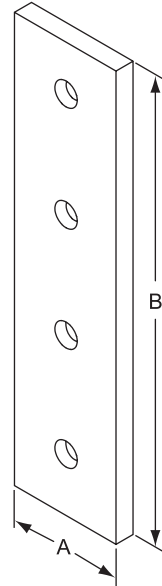
Part No.	A	B	C	D	E	F	G	H	kg.
65-4505	20.00	40.00	32.50	12.50	22.00	6.00	ø8.30	ø6.30	.020

NOTE: For more mounting hardware options, see page 757.

4 Hole Joining Strip



Page 757



25 Series Recommended Mounting Hardware:

Part No.	Qty	Description
75-3404	4	M6 x 10mm BHSCS & Econ T-Nut

40 Series Recommended Mounting Hardware:

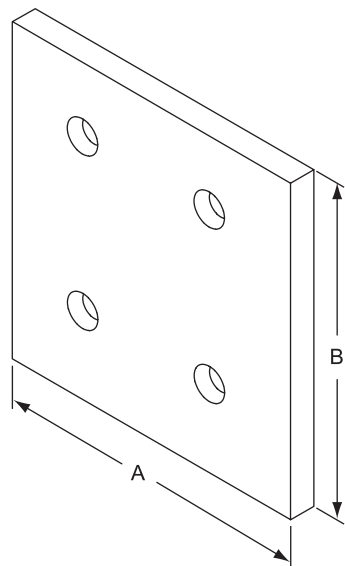
Part No.	Qty	Description
75-3422	4	M8 x 16mm BHSCS & Econ T-Nut
OR		
75-3500	4	M8 x 20mm Econ. T-Slot Stud, Washer, Hex Nut

Part No.	A	B	kg.
25-4117	22.00	100.00	.027
40-4305	39.80	160.00	.098

4 Hole Joining Plate



Page 757



25 Series Recommended Mounting Hardware:

Part No.	Qty	Description
75-3404	4	M6 x 10mm BHSCS & Econ T-Nut

40 Series Recommended Mounting Hardware:

Part No.	Qty	Description
75-3422	4	M8 x 16mm BHSCS & Econ T-Nut
OR		
75-3500	4	M8 x 20mm Econ. T-Slot Stud, Washer, Hex Nut

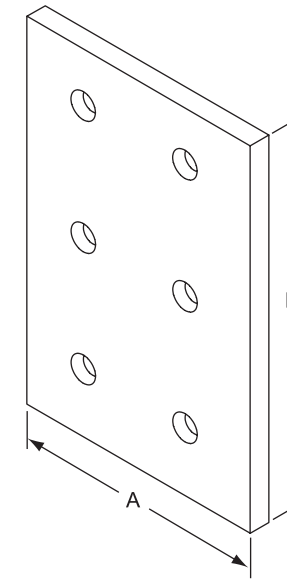

Part No.	A	B	kg.
25-4167	50.00	50.00	.033
40-4367	80.00	80.00	.095

NOTE: For more mounting hardware options, see page 757.

6 Hole Joining Plate



Page 757



25 Series Recommended Mounting Hardware:

Part No.	Qty	Description
75-3404	6	M6 x 10mm BHSCS & Econ T-Nut

40 Series Recommended Mounting Hardware:

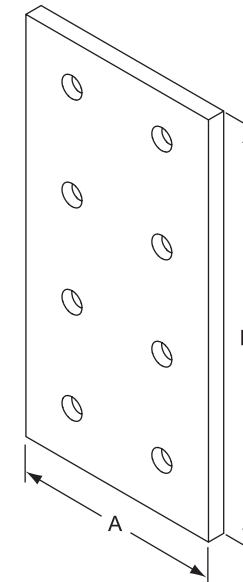
Part No.	Qty	Description
75-3422	6	M8 x 16mm BHSCS & Econ T-Nut
OR		
75-3500	6	M8 x 20mm Econ. T-Slot Stud, Washer, Hex Nut

Part No.	A	B	kg.
25-4166	50.00	75.00	.047
40-4366	80.00	120.00	.145

8 Hole Joining Plate



Page 757



25 Series Recommended Mounting Hardware:

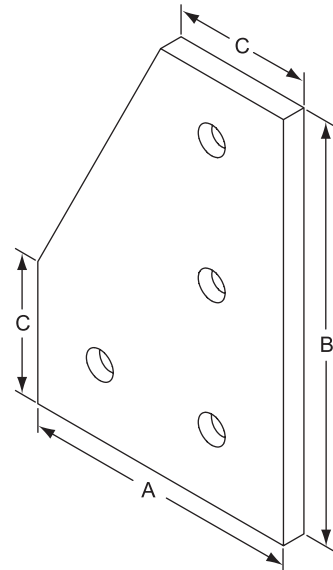
Part No.	Qty	Description
75-3404	8	M6 x 10mm BHSCS & Econ T-Nut

40 Series Recommended Mounting Hardware:

Part No.	Qty	Description
75-3422	8	M8 x 16mm BHSCS & Econ T-Nut
OR		
75-3500	8	M8 x 20mm Econ. T-Slot Stud, Washer, Hex Nut

Part No.	A	B	kg.
25-4165	50.00	100.00	.062
40-4365	80.00	160.00	.193

4 Hole 90° Joining Plate



25 Series Recommended Mounting Hardware:

Part No.	Qty	Description
75-3404	4	M6 x 10mm BHSCS & Econ T-Nut

40 Series Recommended Mounting Hardware:

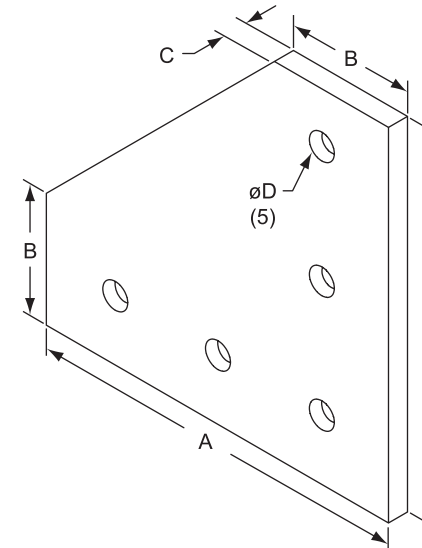
Part No.	Qty	Description
75-3422	4	M8 x 16mm BHSCS & Econ T-Nut
OR		
75-3500	4	M8 x 20mm Econ. T-Slot Stud, Washer, Hex Nut

Part No.	A	B	C	kg.
25-4150	50.00	75.00	25.00	.040
40-4350	80.00	120.00	40.00	.118

NOTE: For more mounting hardware options, see page 757.

NOTE: For more mounting hardware options, see page 757.

5 Hole 90° Joining Plate



25 Series Recommended Mounting Hardware:

Part No.	Qty	Description
75-3404	5	M6 x 10mm BHSCS & Econ T-Nut

40 Series Recommended Mounting Hardware:

Part No.	Qty	Description
75-3422	5	M8 x 16mm BHSCS & Econ T-Nut
OR		
75-3500	5	M8 x 20mm Econ. T-Slot Stud, Washer, Hex Nut

30 Series Recommended Mounting Hardware:

Part No.	Qty	Description
75-3600	5	M6 x 12mm BHSCS & Drop-In T-Nut
OR		
75-3633	5	M6 x 20mm Drop-In T-Stud & Flanged Hex Nut

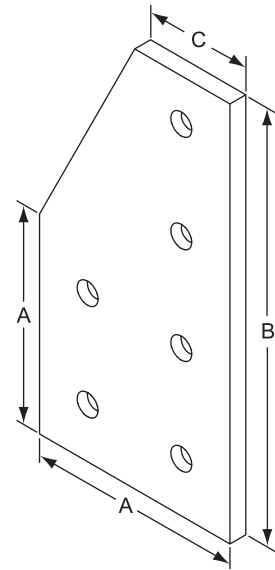

45 Series Recommended Mounting Hardware:

Part No.	Qty	Description
75-3619	5	M8 x 18mm BHSCS & Drop-In T-Nut
OR		
75-3632	5	M8 x 20mm Drop-In T-Stud & Flanged Hex Nut

Part No.	A	B	C	D	kg.
25-4151	75.00	25.00	4.00	6.30	.056
30-4351	90.00	30.00	4.00	6.30	.064
40-4351	120.00	40.00	6.00	8.30	.168
45-4351	135.00	45.00	6.00	8.30	.168

NOTE: For more mounting hardware options, see page 757.

6 Hole 90° Joining Plate



25 Series Recommended Mounting Hardware:

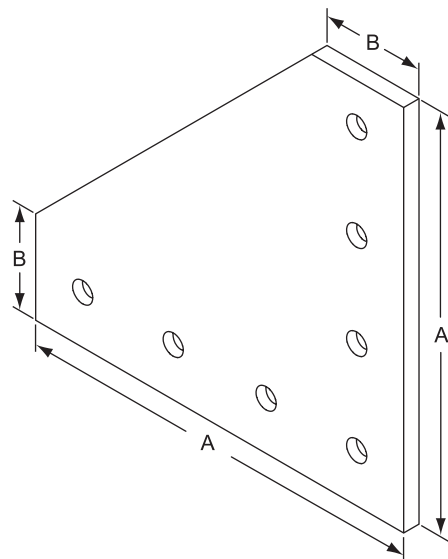
Part No.	Qty	Description
75-3404	6	M6 x 10mm BHSCS & Econ T-Nut

40 Series Recommended Mounting Hardware:

Part No.	Qty	Description
75-3422	6	M8 x 16mm BHSCS & Econ T-Nut
OR		
75-3500	6	M8 x 20mm Econ. T-Slot Stud, Washer, Hex Nut

Part No.	A	B	C	kg.
25-4120	50.00	100.00	25.00	.053
40-4320	80.00	160.00	40.00	.168

7 Hole 90° Joining Plate



25 Series Recommended Mounting Hardware:

Part No.	Qty	Description
75-3404	7	M6 x 10mm BHSCS & Econ T-Nut

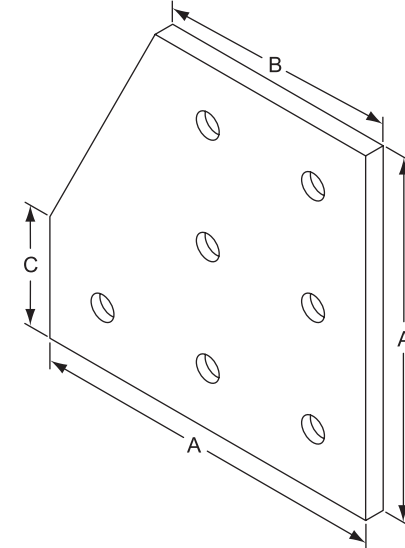

40 Series Recommended Mounting Hardware:

Part No.	Qty	Description
75-3422	7	M8 x 16mm BHSCS & Econ T-Nut
OR		
75-3500	7	M8 x 20mm Econ. T-Slot Stud, Washer, Hex Nut

Part No.	A	B	kg.
25-4152	100.00	25.00	.089
40-4352	160.00	40.00	.279

NOTE: For more mounting hardware options, see page 757.

7 Hole 90° Joining Plate



25 Series Recommended Mounting Hardware:

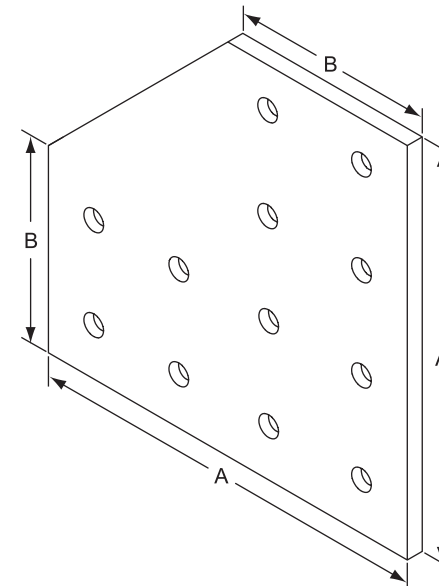

Part No.	Qty	Description
75-3404	7	M6 x 10mm BHSCS & Econ T-Nut

40 Series Recommended Mounting Hardware:

Part No.	Qty	Description
75-3422	7	M8 x 16mm BHSCS & Econ T-Nut
OR		
75-3500	7	M8 x 20mm Econ. T-Slot Stud, Washer, Hex Nut

Part No.	A	B	C	kg.
25-4129	75.00	50.00	25.00	.060
40-4329	120.00	80.00	40.00	.188

12 Hole 90° Joining Plate



25 Series Recommended Mounting Hardware:

Part No.	Qty	Description
75-3404	12	M6 x 10mm BHSCS & Econ T-Nut

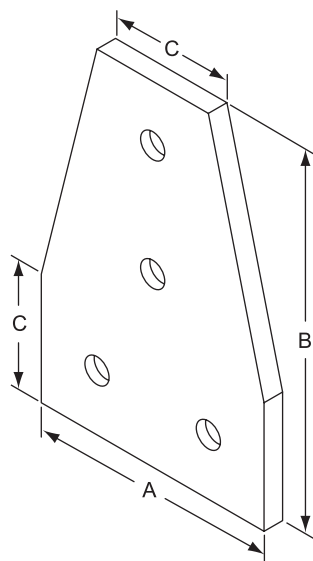
40 Series Recommended Mounting Hardware:

Part No.	Qty	Description
75-3422	12	M8 x 16mm BHSCS & Econ T-Nut
OR		
75-3500	12	M8 x 20mm Econ. T-Slot Stud, Washer, Hex Nut

Part No.	A	B	kg.
25-4128	100.00	50.00	.107
40-4328	160.00	80.00	.331

NOTE: For more mounting hardware options, see page 757.

4 Hole Tee Joining Plate



25 Series Recommended Mounting Hardware:

Part No.	Qty	Description
75-3404	4	M6 x 10mm BHSCS & Econ T-Nut

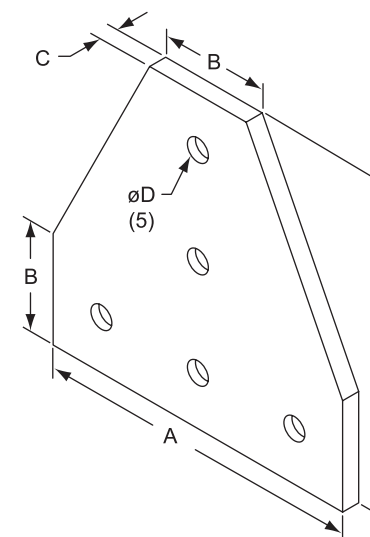

40 Series Recommended Mounting Hardware:

Part No.	Qty	Description
75-3422	4	M8 x 16mm BHSCS & Econ T-Nut
OR		
75-3500	4	M8 x 20mm Econ. T-Slot Stud, Washer, Hex Nut

Part No.	A	B	C	kg.
25-4141	50.00	75.00	25.00	.038
40-4341	80.00	120.00	40.00	.118

NOTE: For more mounting hardware options, see page 757.

5 Hole Tee Joining Plate



25 Series Recommended Mounting Hardware:

Part No.	Qty	Description
75-3404	5	M6 x 10mm BHSCS & Econ T-Nut

30 Series Recommended Mounting Hardware:

Part No.	Qty	Description
75-3600	5	M6 x 12mm BHSCS & Drop-In T-Nut
OR		
75-3633	5	M6 x 20mm Drop-In T-Stud & Flanged Hex Nut

40 Series Recommended Mounting Hardware:

Part No.	Qty	Description
75-3422	5	M8 x 16mm BHSCS & Econ T-Nut
OR		
75-3500	5	M8 x 20mm Econ. T-Slot Stud, Washer, Hex Nut

45 Series Recommended Mounting Hardware:

Part No.	Qty	Description
75-3619	5	M8 x 18mm BHSCS & Drop-In T-Nut
OR		
75-3632	5	M8 x 20mm Drop-In T-Stud & Flanged Hex Nut

Part No.	A	B	C	D	kg.
25-4140	75.00	25.00	4.00	6.30	.053
30-4340	90.00	30.00	4.00	6.30	.064
40-4340	120.00	40.00	6.00	8.30	.168
45-4340	135.00	45.00	6.00	8.30	.220

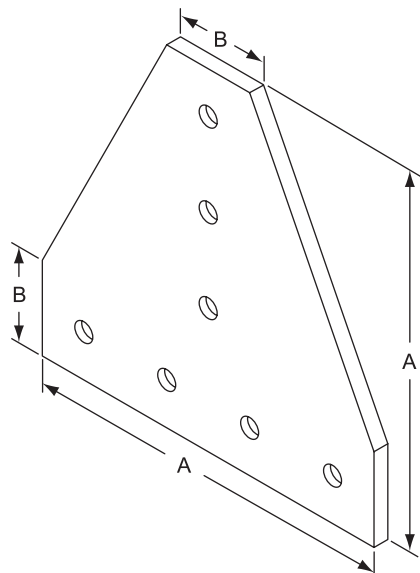
CUSTOMIZE YOUR PROJECT WITH ANY OF THESE 80/20® ACCESSORIES

- End Caps - Page 918
- T-Slot Covers - Page 920
- Table Tops - Page 922
- Cart Guard® - Page 924
- AkroBins® - Page 923
- Bumpers - Page 928
- Tool Hangers - Page 926
- Tube Clamps - Page 932
- Wiring Duct - Page 930
- Pressure Manifolds - Page 934
- Document Holders - Page 929

- Custom designs to fit your space constraints
- Workstation & desk components to meet the demands and needs of the job at hand
- Aesthetically pleasing
- End or side mounts for manifold plates, even CUSTOM plates (our specialty)
- Accessories to compliment your design even more
- **COLORS! COLORS! COLORS!**
- One-Stop Shopping!...only at 80/20®

7 Hole Tee Joining Plate

NOTE: For more mounting hardware options, see page 757.



25 Series Recommended Mounting Hardware:

Part No.	Qty	Description
75-3404	7	M6 x 10mm BHSCS & Econ T-Nut

40 Series Recommended Mounting Hardware:


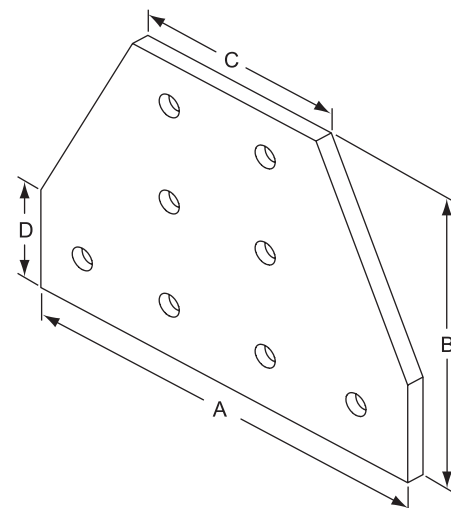
Part No.	Qty	Description
75-3422	7	M8 x 16mm BHSCS & Econ T-Nut
OR		
75-3500	7	M8 x 20mm Econ. T-Slot Stud, Washer, Hex Nut

Part No.	A	B	kg.
25-4112	100.00	25.00	.089
40-4312	160.00	40.00	.279

NOTE: For more mounting hardware options, see page 757.



8 Hole Tee Joining Plate



40 Series Recommended Mounting Hardware:

Part No.	Qty	Description
75-3422	8	M8 x 16mm BHSCS & Econ T-Nut
OR		
75-3500	8	M8 x 20mm Econ. T-Slot Stud, Washer, Hex Nut

45 Series Recommended Mounting Hardware:

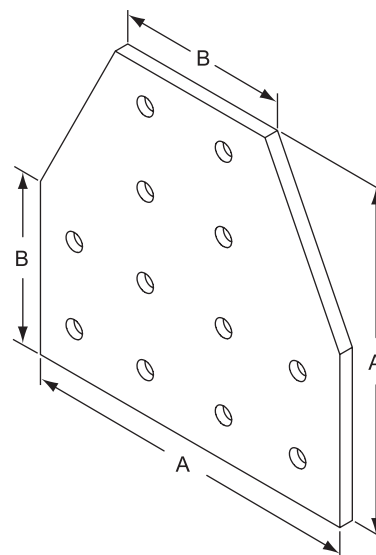
Part No.	Qty	Description
75-3619	8	M8 x 18mm BHSCS & Drop-In T-Nut
OR		
75-3632	8	M8 x 20mm Drop-In T-Stud & Flanged Hex Nut

25 Series Recommended Mounting Hardware:

Part No.	Qty	Description
75-3404	8	M6 x 10mm BHSCS & Econ T-Nut

Part No.	A	B	C	D	kg.
25-4155	100.00	75.00	50.00	25.00	.076
40-4355	160.00	120.00	80.00	40.00	.238
45-4355	180.00	135.00	90.00	45.00	.269

12 Hole Tee Joining Plate



25 Series Recommended Mounting Hardware:

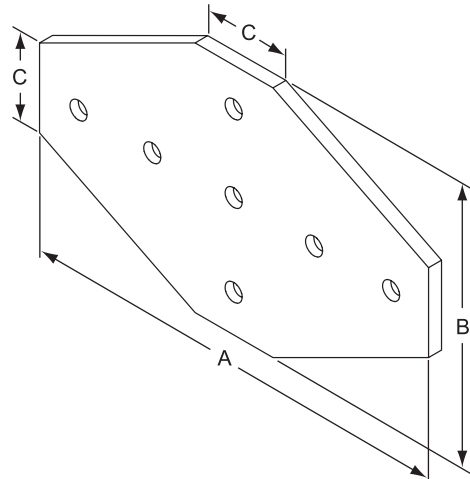
Part No.	Qty	Description
75-3404	12	M6 x 10mm BHSCS & Econ T-Nut

40 Series Recommended Mounting Hardware:

Part No.	Qty	Description
75-3422	12	M8 x 16mm BHSCS & Econ T-Nut
OR		
75-3500	12	M8 x 20mm Econ. T-Slot Stud, Washer, Hex Nut

Part No.	A	B	kg.
25-4125	100.00	50.00	.107
40-4325	160.00	80.00	.324

7 Hole Cross Joining Plate



NOTE: For more mounting hardware options, see page 757.

25 Series Recommended Mounting Hardware:

Part No.	Qty	Description
75-3404	7	M6 x 10mm BHSCS & Econ T-Nut

30 Series Recommended Mounting Hardware:

Part No.	Qty	Description
75-3600	7	M6 x 12mm BHSCS & Drop-In T-Nut
OR		
75-3633	7	M6 x 20mm Drop-In T-Stud & Flanged Hex Nut

45 Series Recommended Mounting Hardware:

Part No.	Qty	Description
75-3619	7	M8 x 18mm BHSCS & Drop-In T-Nut
OR		
75-3632	7	M8 x 20mm Drop-In T-Stud & Flanged Hex Nut


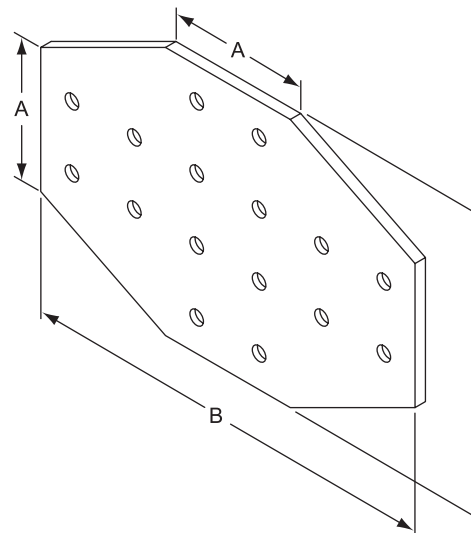
40 Series Recommended Mounting Hardware:

Part No.	Qty	Description
75-3422	7	M8 x 16mm BHSCS & Econ T-Nut
OR		
75-3500	7	M8 x 20mm Econ. T-Slot Stud, Washer, Hex Nut

Part No.	A	B	C	D	E	kg.
25-4135	125.00	75.00	25.00	4.00	6.30	.089
30-4335	150.00	90.00	30.00	4.00	6.30	.102
40-4335	200.00	120.00	40.00	6.00	8.30	.265
45-4335	225.00	135.00	45.00	6.00	8.30	.298

NOTE: For more mounting hardware options, see page 757.

16 Hole Cross Joining Plate



25 Series Recommended Mounting Hardware:

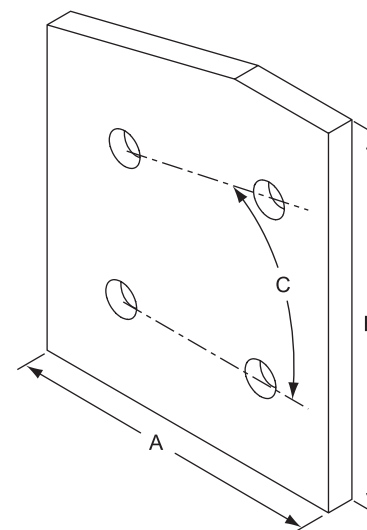
Part No.	Qty	Description
75-3404	16	M6 x 10mm BHSCS & Econ T-Nut

40 Series Recommended Mounting Hardware:

Part No.	Qty	Description
75-3422	16	M8 x 16mm BHSCS & Econ T-Nut
OR		
75-3500	16	M8 x 20mm Econ. T-Slot Stud, Washer, Hex Nut

Part No.	A	B	C	kg.
25-4170	50.00	150.00	100.00	.156
40-4370	80.00	240.00	160.00	.469

4 Hole 15° Angle Joining Plate



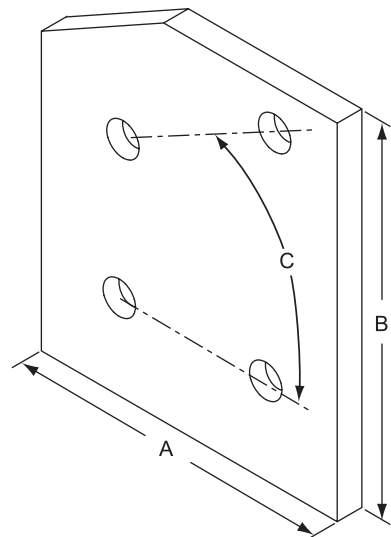
Recommended Mounting Hardware:

Part No.	Qty	Description
75-3422	4	M8 x 16mm BHSCS & Econ T-Nut
OR		
75-3500	4	M8 x 20mm Econ. T-Slot Stud, Washer, Hex Nut

Part No.	A	B	C	kg.
40-4316	80.00	94.00	15°	.107

NOTE: For more mounting hardware options, see page 757.

4 Hole 30° Angle Joining Plate



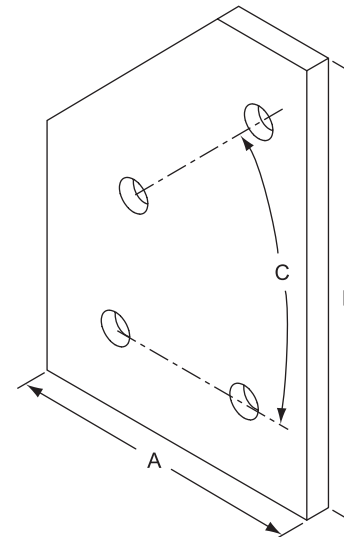
Recommended Mounting Hardware:

Part No.	Qty	Description
75-3422	4	M8 x 16mm BHSCS & Econ T-Nut
OR		
75-3500	4	M8 x 20mm Econ. T-Slot Stud, Washer, Hex Nut

Part No.	A	B	C	kg.
40-4331	80.00	93.37	30°	.107

NOTE: For more mounting hardware options, see page 757.

4 Hole 45° Angle Joining Plate

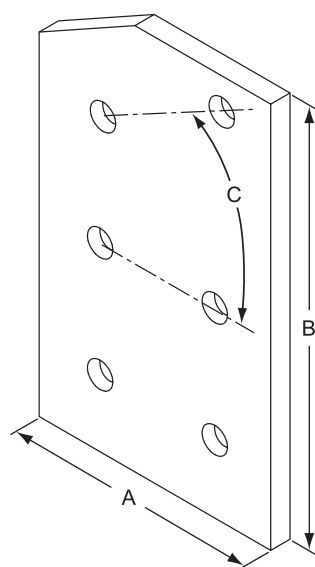


Recommended Mounting Hardware:

Part No.	Qty	Description
75-3422	4	M8 x 16mm BHSCS & Econ T-Nut
OR		
75-3500	4	M8 x 20mm Econ. T-Slot Stud, Washer, Hex Nut

Part No.	A	B	C	kg.
40-4346	80.00	120.00	45°	.125

6 Hole 30° Angle Joining Plate

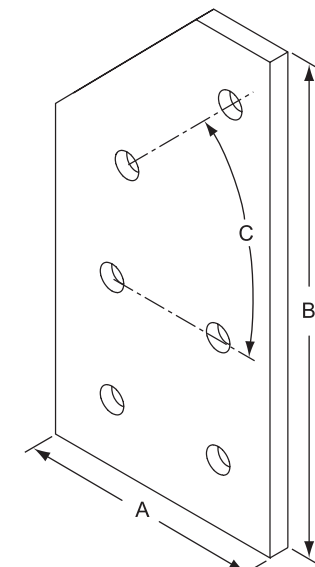


Recommended Mounting Hardware:

Part No.	Qty	Description
75-3422	6	M8 x 16mm BHSCS & Econ T-Nut
OR		
75-3500	6	M8 x 20mm Econ. T-Slot Stud, Washer, Hex Nut

Part No.	A	B	C	kg.
40-4330	80.00	133.38	30°	.154

6 Hole 45° Angle Joining Plate



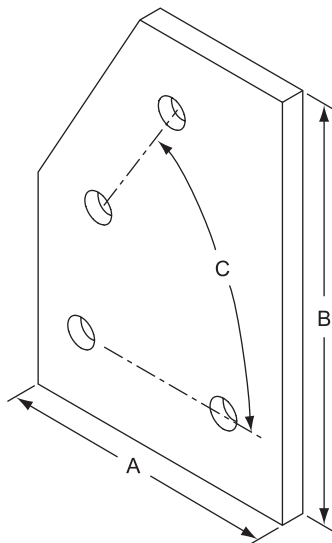
Recommended Mounting Hardware:

Part No.	Qty	Description
75-3422	6	M8 x 16mm BHSCS & Econ T-Nut
OR		
75-3500	6	M8 x 20mm Econ. T-Slot Stud, Washer, Hex Nut

Part No.	A	B	C	kg.
40-4345	80.00	160.00	45°	.173

NOTE: For more mounting hardware options, see page 757.

4 Hole 60° Angle Joining Plate

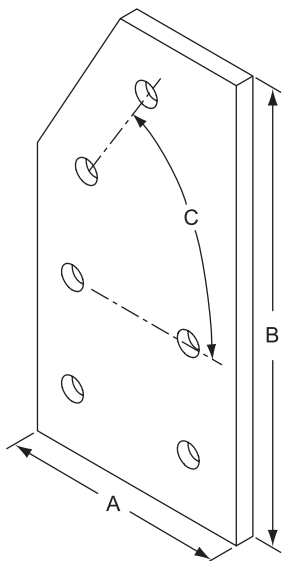


Recommended Mounting Hardware:

Part No.	Qty	Description
75-3422	4	M8 x 16mm BHSCS & Econ T-Nut
OR		
75-3500	4	M8 x 20mm Econ. T-Slot Stud, Washer, Hex Nut

Part No.	A	B	C	kg.
40-4361	80.00	120.00	60°	.130

6 Hole 60° Angle Joining Plate



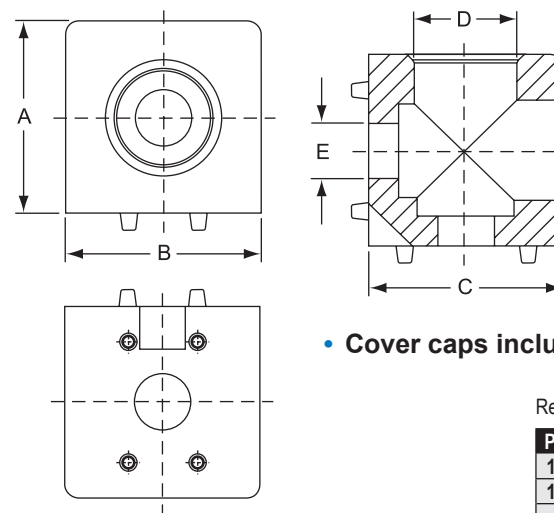
Recommended Mounting Hardware:

Part No.	Qty	Description
75-3422	6	M8 x 16mm BHSCS & Econ T-Nut
OR		
75-3500	6	M8 x 20mm Econ. T-Slot Stud, Washer, Hex Nut


Part No.	A	B	C	kg.
40-4362	80.00	160.00	60°	.177

* See Compatibility Code information on page 642.

2-Way Corner Connector
Die-Cast Aluminum, Lacquered Finish



• Cover caps included

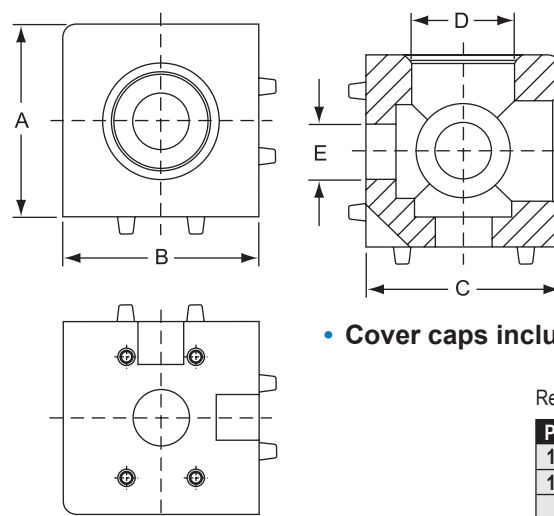


Recommended Mounting Hardware:


Part No.	Series	Qty	Description	Compatibility Code*
11-8320	30	2	M8 x 20mm BHSCS	8-30
11-8325	40	2	M8 x 25mm BHSCS	8-40
13003	45	2	M12 x 30mm BHSCS	10-45

Part No.	A	B	C	D	E	kg.	Compatibility Code*
14170	30.00	30.00	30.00	17.80	9.00	.0517	8-30
14172	40.00	40.00	40.00	23.70	8.50	.1220	8-40
14174	45.00	45.00	45.00	23.70	13.00	.1764	10-45

3-Way Corner Connector
Die-Cast Aluminum, Lacquered Finish



• Cover caps included

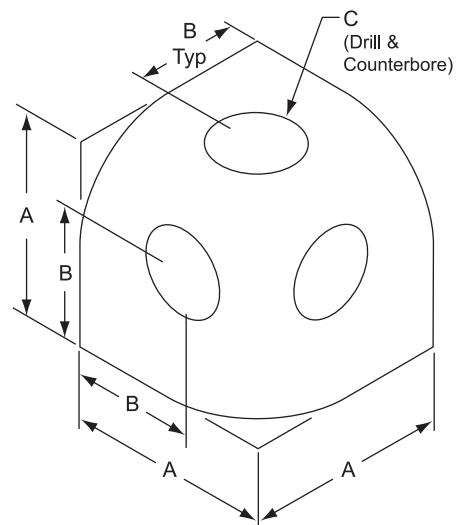


Recommended Mounting Hardware:

Part No.	Series	Qty	Description	Compatibility Code*
11-8320	30	3	M8 x 20mm BHSCS	8-30
11-8325	40	3	M8 x 25mm BHSCS	8-40
13003	45	3	M12 x 30mm BHSCS	10-45

Part No.	A	B	C	D	E	kg.	Compatibility Code*
14171	30.00	30.00	30.00	17.80	9.00	.0426	8-30
14173	40.00	40.00	40.00	23.70	8.50	.0980	8-40
14175	45.00	45.00	45.00	23.70	13.00	.1415	10-45

Rounded Tri-Corner Connector

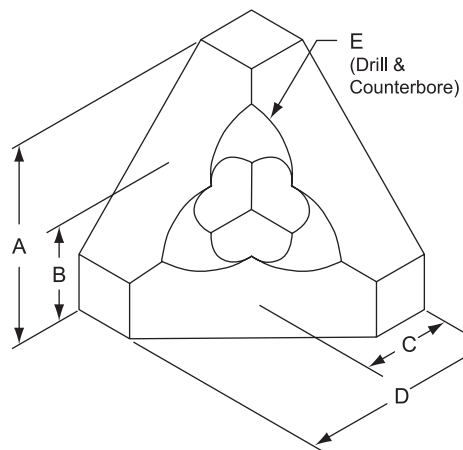


Recommended Mounting Hardware:

Part No.	Qty	Description
13-8525	3	M8 x 25mm SHCS

Part No.	A	B	C	kg.
40-4443	40.00	20.00	M8	.097

Triangular Tri-Corner Connector



Recommended Mounting Hardware:

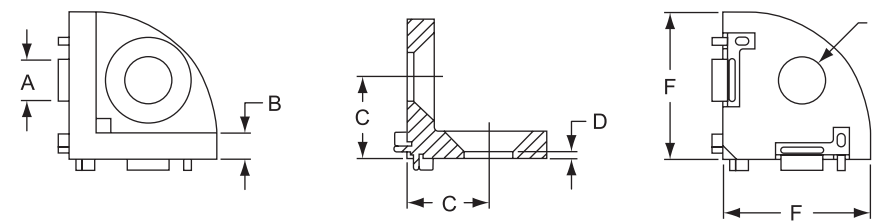
Part No.	Qty	Description
13-8525	3	M8 x 25mm SHCS

Part No.	A	B	C	D	E	kg.
40-4441	40.00	20.00	20.00	40.00	M8	.069

3-Way Corner Bracket
Die-Cast Zinc, Natural Finish



- The ends of the profile require an M8 tap machining service, No. 30-7059, see page 1030
- Square cover cap is available, see below




Recommended Mounting Hardware:

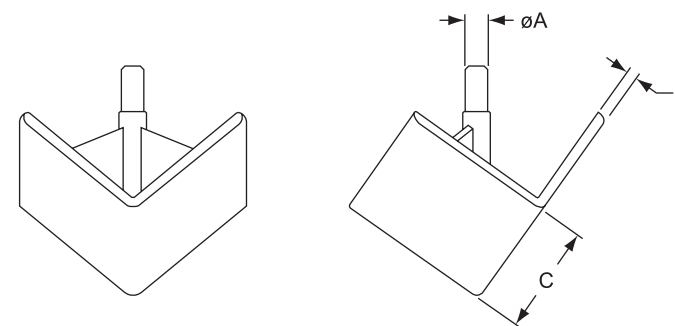
Part No.	Qty	Description
11-8716	3	M8 x 16mm black zinc FHSCS

Part No.	A (Slot Tab)	B	C	D	E	F	kg.	Compatibility Code*
14112	8.00	5.00	15.00	1.30	9.00	28.00	.039	8-30

Square Cover Cap for 3-Way Corner Bracket
Fiberglass-Reinforced Nylon, Black




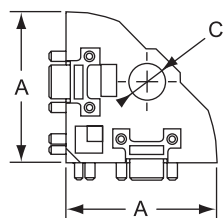
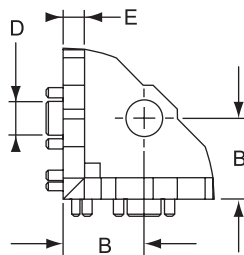
- Press-fit - no fasteners required



Part No.	A	B	C	kg.	Fits On	Compatibility Code*
12041	4.20	2.00	30.00	.010	14112	8-30

* See Compatibility Code information on page 642.

3-Way Corner Bracket
Die-Cast Zinc, Natural Finish


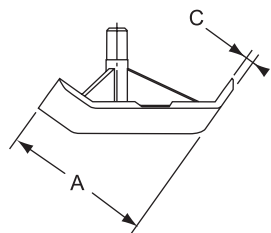
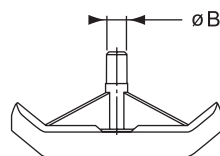


Recommended Mounting Hardware:

Part No.	Series	Qty	Description
11-8518	40	3	M8 x 18mm SHCS

Part No.	A	B	C	D (Slot Tab)	E	kg.	Compatibility Code*
14114	37.50	20.00	9.00	8.00	5.00	.083	8-40


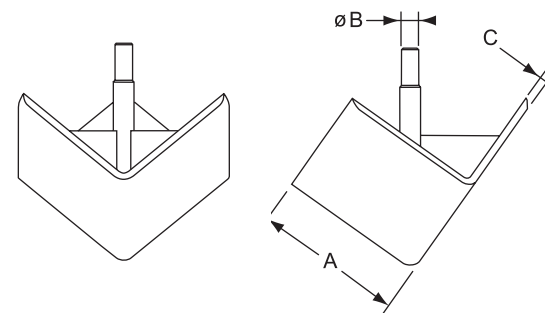
Angle Cover Cap for 3-Way Corner Bracket
Fiberglass-Reinforced Nylon, Black



Part No.	A	B	C	kg.	Fits On	Compatibility Code*
12047	40.00	5.00	2.00	.008	14114	8-40 (40-4045-Lite)

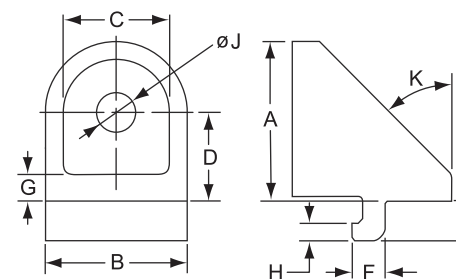
* See Compatibility Code information on page 642.

Square Cover Cap for 3-Way Corner Bracket
Fiberglass-Reinforced Nylon, Black



Part No.	A	B	C	kg.	Fits On	Compatibility Code*
12045	40.00	5.00	2.00	.015	14114	8-40

Clamp Block, Adjustable Angle
Die-Cast Zinc, Powder Coat Aluminum Color



Recommended Mounting Hardware:

Part No.	Qty	Description
75-3625	1	M8 x 16mm SHCS & Slide-In T-nut

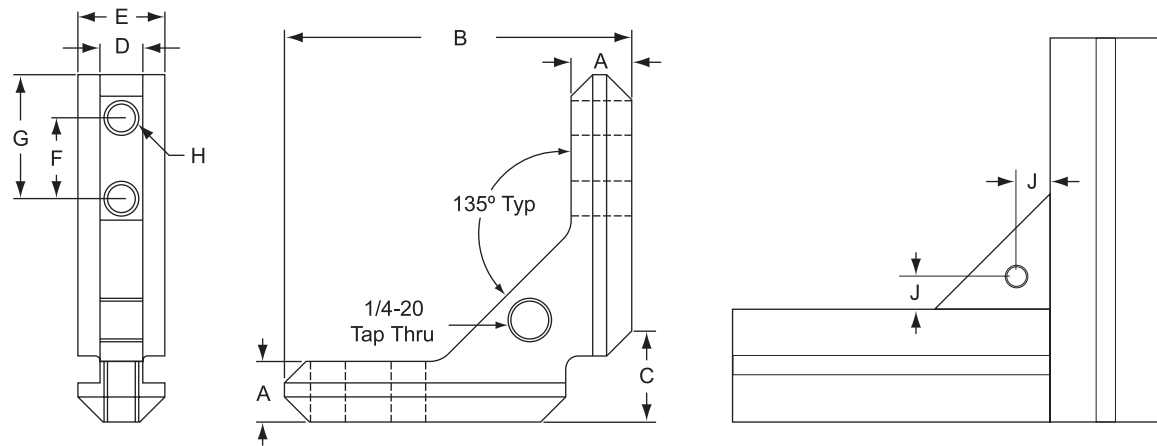

Part No.	A	B	C	D	E	F	G	H	J (Diameter)	K	kg.	Compatibility Code*
14117	36.00	32.00	24.00	20.00	9.00	7.50	6.00	4.00	9.00	45°	.100	8-40

* See Compatibility Code information on page 642.

90° Inside Corner Connector


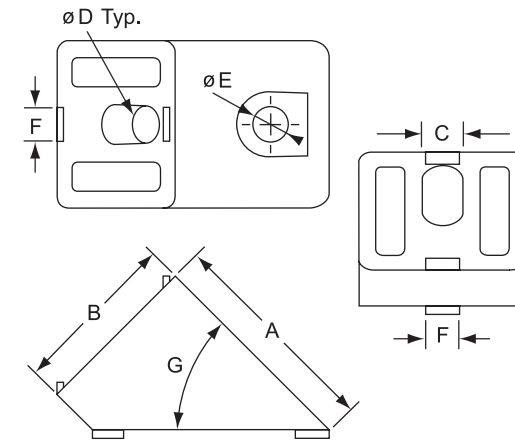


- 40 Series compatible
- Provides a strong internal 90° corner connection
- Four 1/4-20 set screws included for securing inside T-slotted profiles
- No machining required
- 40-3368 is made from die-cast zinc and has a 1/4-20 panel mount hole



Part No.	Material	A	B	C	D	E	F	G	H	J	kg.
40-3368	Die Cast Zinc	11.00	63.50	12.00	8.00	16.00	16.00	24.00	1/4-20	7.50	.009

45° Support Connector
Die-Cast Zinc, Powder Coat



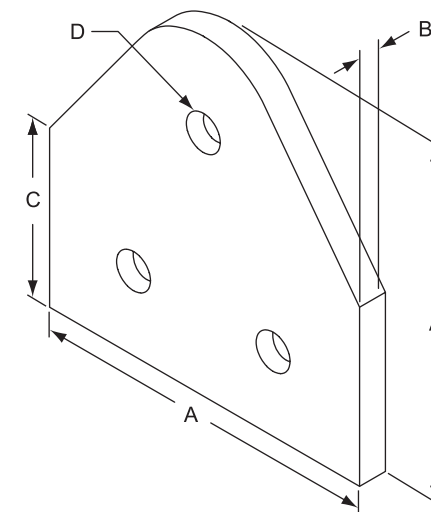
Recommended Mounting Hardware:

Part No.	Location	Qty	Description
11-8520	To Profile End	1	M8 x 20mm SHCS
75-3621	To T-Slot	1	M8 x 16mm SHCS & Econ. Slide-In T-nut

Part No.	Finish	A	B	C	D	E	F (Slot Tab)	G	kg.	Compatibility Code*
14118	Powder Coat - Aluminum Color	52.00	40.00	10.00	9.00	8.50	8.00	45°	.214	8-40

* See Compatibility Code information on page 642.

3 Hole Pivot Plate



Recommended Mounting Hardware:

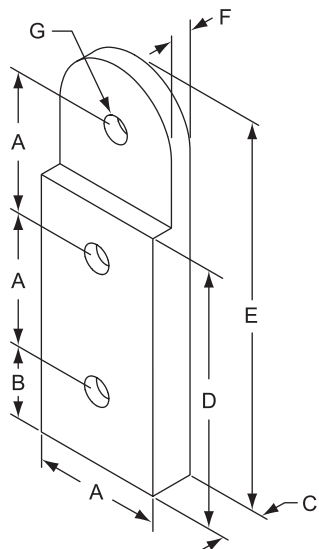

Part No.	Qty	Description
75-3422	3	M8 x 16mm BHSCS & Econ T-Nut

NOTE: For more mounting hardware options, see page 757.

Part No.	A	B	C	D	kg.
40-4372	80.00	6.00	40.00	ø8.30	.077

NOTE: For more mounting hardware options, see page 757.

3 Hole Pivot Plate



Recommended Mounting Hardware (Mount to Profile):

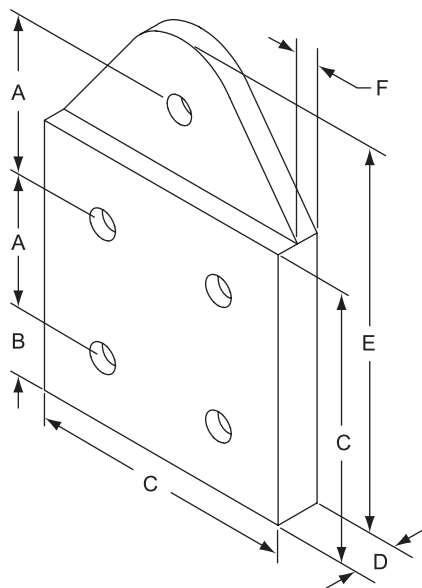
Part No.	Qty	Description
75-3427	2	M8 x 25mm BHSCS, Washer & Econ T-Nut

Recommended Mounting Hardware (Mount to Pivot):

Part No.	Qty	Description
75-3434	1	M8 x 25mm SHCS, Washer & Hex Nut

Part No.	A	B	C	D	E	F	G	kg.
40-4390	40.00	20.00	12.00	80.00	120.00	6.00	ø8.30	.118

5 Hole Pivot Plate



Recommended Mounting Hardware (Mount to Profile):

Part No.	Qty	Description
75-3427	4	M8 x 25mm BHSCS, Washer & Econ T-Nut

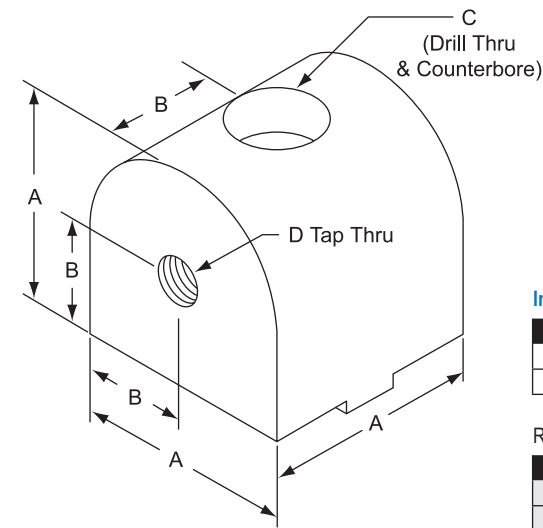

Recommended Mounting Hardware (Mount to Pivot):

Part No.	Qty	Description
75-3434	1	M8 x 25mm SHCS, Washer & Hex T-Nut

Part No.	A	B	C	D	E	F	kg.
40-4394	40.00	20.00	80.00	12.00	120.00	6.00	.220

NOTE: For more mounting hardware options, see page 757.

0° Pivot Nub



Included Mounting Hardware (Mount Nub to Profile):

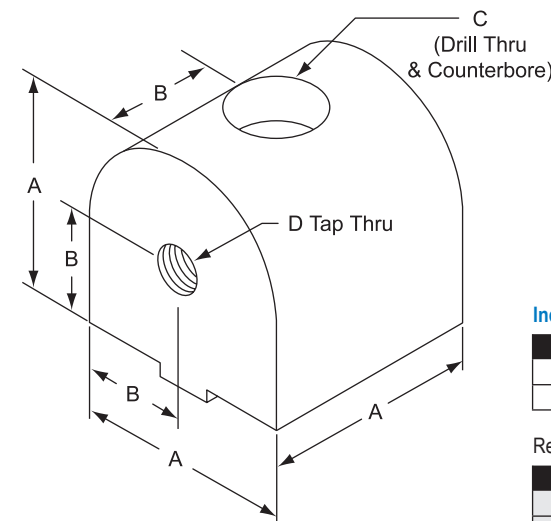

Series	Qty	Description
25	1	M6 x 25mm SHCS & Economy T-Nut
40	1	M8 x 40mm SHCS & Economy T-Nut

Recommended Mounting Hardware (Mount Arms to Nub):

Part No.	Series	Qty	Description
13-6312	25	2	M6 x 12mm BHSCS
13-8316	40	2	M8 x 16mm BHSCS

Part No.	A	B	C	D	kg.
25-4187	25.00	12.50	M6 SHCS	M6 x 1.0 Tap	.034
40-4387	40.00	20.00	M8 SHCS	M8 x 1.25 Tap	.148

90° Pivot Nub



Included Mounting Hardware (Mount Nub to Profile):


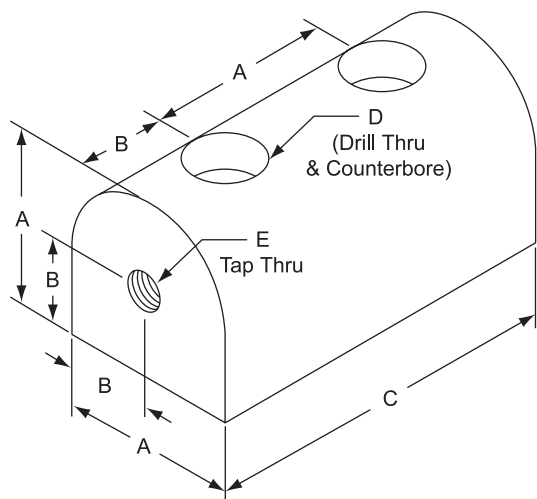
Series	Qty	Description
25	1	M6 x 25mm SHCS & Economy T-Nut
40	1	M8 x 40mm SHCS & Economy T-Nut

Recommended Pivot Mounting Hardware (Mount Arms to Nub):

Part No.	Series	Qty	Description
13-6312	25	2	M6 x 12mm BHSCS
13-8316	40	2	M8 x 16mm BHSCS

Part No.	A	B	C	D	kg.
25-4188	25.00	12.50	M6 SHCS	M6 x 1.0 Tap	.034
40-4388	40.00	20.00	M8 SHCS	M8 x 1.25 Tap	.148

Universal Pivot Nub



Included Mounting Hardware (Mount Nub to Profile):

Series	Qty	Description
25	2	M6 x 25mm SHCS & Economy T-Nut
40	2	M8 x 40mm SHCS & Economy T-Nut

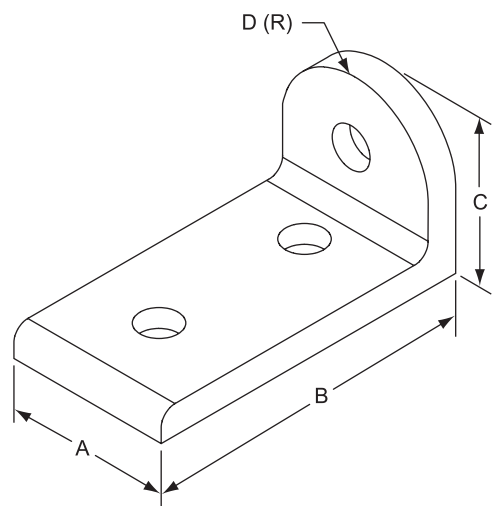
Recommended Pivot Mounting Hardware (Mount Arms to Nub):

Part No.	Series	Qty	Description
13-6312	25	2	M6 x 12mm BHSCS
13-8316	40	2	M8 x 16mm BHSCS

Part No.	A	B	C	D	E	kg.
25-4186	25.00	12.50	50.00	M6 SHCS	M6 x 1.0 Tap	.068
40-4386	40.00	20.00	80.00	M8 SHCS	M8 x 1.25 Tap	.295

4

"L" Pivot Arm

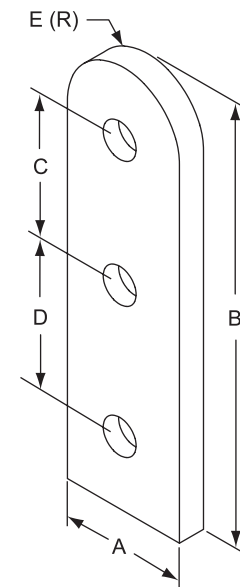


Recommended Mounting Hardware:

Part No.	Series	Qty	Description
75-3404	25	3	M6 x 10mm BHSCS & Econ T-Nut
75-3422	40	3	M8 x 16mm BHSCS & Econ T-Nut

Part No.	A	B	C	D (R)	kg.
25-4149	25.00	50.00	25.00	12.50	.020
40-4349	39.80	80.00	40.00	19.90	.066

75mm/120mm Pivot Arm



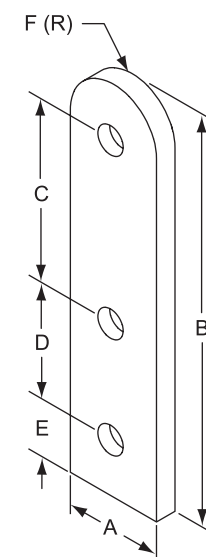
Recommended Mounting Hardware:

Part No.	Series	Qty	Description
75-3404	25	3	M6 x 10mm BHSCS & Econ T-Nut
75-3422	40	3	M8 x 16mm BHSCS & Econ T-Nut

Part No.	A	B	C	D	E (R)	kg.
25-4196	25.00	75.00	25.00	25.00	12.50	.023
40-4396	39.80	120.00	40.00	40.00	19.90	.068

4

100mm/160mm Pivot Arm



Recommended Mounting Hardware:

Part No.	Series	Qty	Description
75-3404	25	3	M6 x 10mm BHSCS & Econ T-Nut
75-3422	40	3	M8 x 16mm BHSCS & Econ T-Nut

Part No.	A	B	C	D	E	F (R)	kg.
25-4199	25.00	100.00	50.00	25.00	12.50	12.50	.041
40-4399	39.80	160.00	80.00	40.00	20.00	19.90	.095

Standard Pivot Nub Assemblies – 25 Series



Included Mounting Hardware (Nub to Profile):

Part No.	Qty	Description
75-3415	1 or 2	M6 x 25mm SHCS & Economy T-Nut


Included Mounting Hardware (Nub to Arms):

Part No.	Qty	Description
13-6312	2	M6 x 12mm BHSCS (Blue)

Recommended Pivot Mounting Hardware (Arms to Profile):

Part No.	Qty	Description
75-3404	4	M6 x 10mm BHSCS & Econ T-Nut

Standard Pivot Nub Assemblies – 40 Series



Included Mounting Hardware (Nub to Profile):

Part No.	Qty	Description
75-3480	1 or 2	M8 x 40mm SHCS & Economy T-Nut

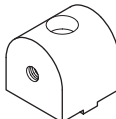
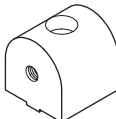
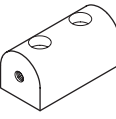

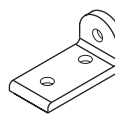






Included Mounting Hardware (Nub to Arms):

Part No.	Qty	Description
13-8316	2	M8 x 16mm BHSCS Blue



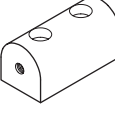

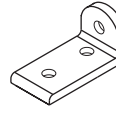






Recommended Pivot Mounting Hardware (Arms to Profile):

Part No.	Qty	Description
75-3422	4	M8 x 16mm BHSCS & Econ T-Nut

4

		Individual Part No.				
		25-4187	25-4188	25-4186	25-4196	25-4149
		 0° Nub Page 807	 90° Nub Page 807	 Universal Nub Page 808	 75mm / 120mm Arm Page 809	 "L" Arm Page 808
Assembly Part No.	25-4197 .085 kg. 	1			2	
	25-4198 .085 kg. 		1		2	
	25-4195 .133 kg. 			1	2	
	25-4153 .085 kg. 	1				2
	25-4156 .133 kg. 			1		2
	25-4154 .085 kg. 		1			2

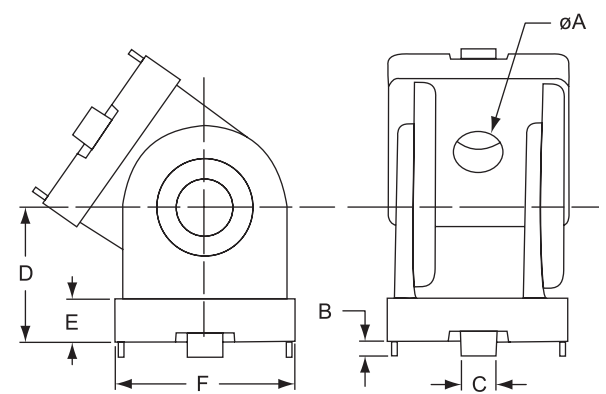

4

		Individual Part No.				
		40-4387	40-4388	40-4386	40-4396	40-4349
		 0° Nub Page 807	 90° Nub Page 807	 Universal Nub Page 808	 120mm Arm Page 809	 "L" Arm Page 808
Assembly Part No.	40-4397 .323 kg. 	1			2	
	40-4398 .323 kg. 		1		2	
	40-4395 .491 kg. 			1	2	
	40-4353 .323 kg. 	1				2
	40-4354 .323 kg. 		1			2
	40-4356 .491 kg. 			1		2

Pivot Joint

Die-Cast Zinc, Powder Coat Aluminum Color

- Screws on the arms can be adjusted for movement or fixing in one position
- Slot tabs can be removed for mounting to the T-slot
- See Compatibility Code for series availability



Part No.	A	B	C (Slot Tab)	D	E	F	kg.	Compatibility Code*
14011	6.60	2.50	6.00	22.50	7.00	25.00	.116	6-25
14014	8.30	2.50	None	22.50	7.00	30.00	.134	8-30
14016			8.00					
14018	8.30	1.60	8.00	30.00	8.00	40.00	.305	8-40
14019	8.30	1.80	10.00	30.00	8.00	45.00	.339	10-45

Recommended Mounting Hardware (to Profile Ends):

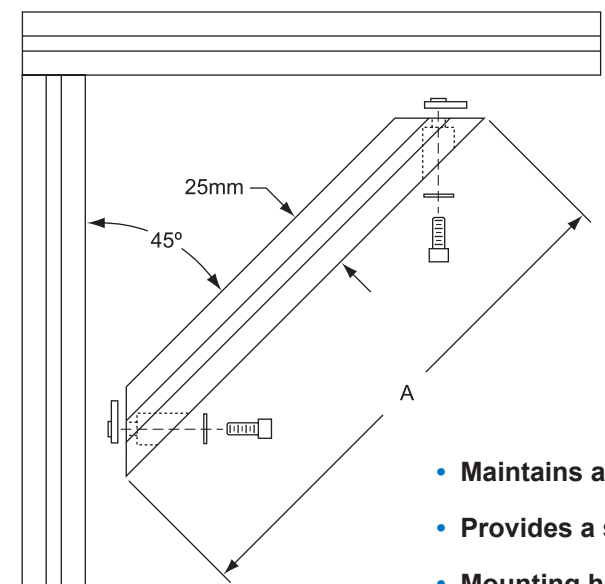
Part No.	Qty	Description	Compatibility Code*
11-6518	2	M6 x 18mm SHCS	6-25
11-8525	2	M8 x 25mm SHCS	8-30, 8-40
11-8525	2	M8 x 25mm SHCS	10-45
AND			
14196	2	Threaded Insert	10-45

Recommended Mounting Hardware (to T-slots):

Part No.	Qty	Description	Compatibility Code*
75-3592	2	M6 x 14mm SHCS & Slide-In T-nut	6-25
75-3595	2	M6 x 16mm SHCS & Drop-In T-nut	8-30
75-3625	2	M8 x 16mm SHCS & Slide-In T-nut	8-40
75-3623	2	M8 x 16mm SHCS & Drop-In T-nut	10-45

* See Compatibility Code information on page 642.


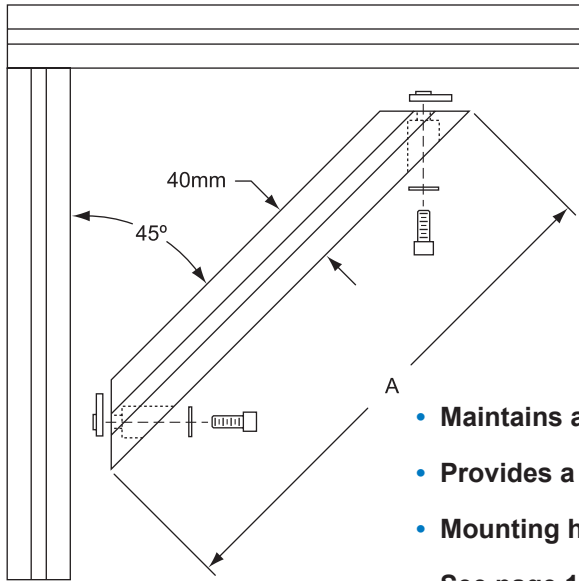
45° Supports – 20, 25 and 30 Series



- Maintains a clean, flush connection
- Provides a strong right angle support for corners
- Mounting hardware included with each support
- See page 1037 for Custom 45° Supports

Part No.	Profile	Length A	Mounting Hardware Included	kg.
20-2565	20-2020	160mm	(2) M5x12 SHCS, Washer and Economy T-Nut	.176
20-2570	20-2020	320mm	(2) M5x12 SHCS, Washer and Economy T-Nut	.329
20-2575	20-2020	480mm	(2) M5x12 SHCS, Washer and Economy T-Nut	.483
20-2566	20-2040	160mm	(4) M5x12 SHCS, Washer and Economy T-Nut	.300
20-2567	20-2040	320mm	(4) M5x12 SHCS, Washer and Economy T-Nut	.556
20-2568	20-2040	480mm	(4) M5x12 SHCS, Washer and Economy T-Nut	.841
25-2565	25-2525	160mm	(2) M6x16 SHCS, Washer and Economy T-Nut	.108
25-2570	25-2525	320mm	(2) M6x16 SHCS, Washer and Economy T-Nut	.219
25-2575	25-2525	480mm	(2) M6x16 SHCS, Washer and Economy T-Nut	.328
25-2566	25-2550	160mm	(4) M6x16 SHCS, Washer and Economy T-Nut	.205
25-2567	25-2550	320mm	(4) M6x16 SHCS, Washer and Economy T-Nut	.416
25-2568	25-2550	480mm	(4) M6x16 SHCS, Washer and Economy T-Nut	.622
30-2565	30-3030	160mm	(2) M8 x 16 SHCS, Washer and Self-Aligning T-nuts	.395
30-2570	30-3030	320mm	(2) M8 x 16 SHCS, Washer and Self-Aligning T-nuts	.702
30-2575	30-3030	480mm	(2) M8 x 16 SHCS, Washer and Self-Aligning T-nuts	1.009
30-2576	30-3030	640mm	(2) M8 x 16 SHCS, Washer and Self-Aligning T-nuts	1.317
30-2566	30-3060	160mm	(4) M8 x 16 SHCS, Washer and Self-Aligning T-nuts	.742
30-2567	30-3060	320mm	(4) M8 x 16 SHCS, Washer and Self-Aligning T-nuts	1.309
30-2568	30-3060	480mm	(4) M8 x 16 SHCS, Washer and Self-Aligning T-nuts	1.875
30-2569	30-3060	640mm	(4) M8 x 16 SHCS, Washer and Self-Aligning T-nuts	2.442

45° Supports – 40 and 45 Series



- Maintains a clean, flush connection
- Provides a strong right angle support for corners
- Mounting hardware included with each support
- See page 1037 for Custom 45° Supports

4

Part No.	Profile	Length A	Mounting Hardware Included	kg.
40-2525	40-4040	160mm	(2) M8x18 SHCS, Washer and Economy T-Nut	.272
40-2535	40-4040	320mm	(2) M8x18 SHCS, Washer and Economy T-Nut	.589
40-2545	40-4040	480mm	(2) M8x18 SHCS, Washer and Economy T-Nut	.900
40-2555	40-4040	640mm	(2) M8x18 SHCS, Washer and Economy T-Nut	1.219
40-2562	40-4040-Lite	160mm	(2) M8x18 SHCS, Washer and Economy T-Nut	.215
40-2561	40-4040-Lite	320mm	(2) M8x18 SHCS, Washer and Economy T-Nut	.463
40-2563	40-4040-Lite	480mm	(2) M8x18 SHCS, Washer and Economy T-Nut	.692
40-2564	40-4040-Lite	640mm	(2) M8x18 SHCS, Washer and Economy T-Nut	.948
40-2530	40-4080	160mm	(4) M8x18 SHCS, Washer and Economy T-Nut	.494
40-2540	40-4080	320mm	(4) M8x18 SHCS, Washer and Economy T-Nut	1.017
40-2550	40-4080	480mm	(4) M8x18 SHCS, Washer and Economy T-Nut	1.640
40-2560	40-4080	640mm	(4) M8x18 SHCS, Washer and Economy T-Nut	2.129
40-2578	40-4080-Lite	160mm	(4) M8x18 SHCS, Washer and Economy T-Nut	.423
40-2579	40-4080-Lite	320mm	(4) M8x18 SHCS, Washer and Economy T-Nut	.890
40-2580	40-4080-Lite	480mm	(4) M8x18 SHCS, Washer and Economy T-Nut	1.361
40-2581	40-4080-Lite	640mm	(4) M8x18 SHCS, Washer and Economy T-Nut	1.833

45-2525	45-4545	160mm	(2) M8 x 20 SHCS, Washer and Self-aligning T-nuts	.680
45-2535	45-4545	320mm	(2) M8 x 20 SHCS, Washer and Self-aligning T-nuts	1.215
45-2545	45-4545	480mm	(2) M8 x 20 SHCS, Washer and Self-aligning T-nuts	1.749
45-2555	45-4545	640mm	(2) M8 x 20 SHCS, Washer and Self-aligning T-nuts	2.284
45-2562	45-4545-Lite	160mm	(2) M8 x 20 SHCS, Washer and Self-aligning T-nuts	.882
45-2561	45-4545-Lite	320mm	(2) M8 x 20 SHCS, Washer and Self-aligning T-nuts	1.618
45-2563	45-4545-Lite	480mm	(2) M8 x 20 SHCS, Washer and Self-aligning T-nuts	2.354
45-2564	45-4545-Lite	640mm	(2) M8 x 20 SHCS, Washer and Self-aligning T-nuts	3.090
45-2530	45-4590	160mm	(4) M8 x 20 SHCS, Washer and Self-aligning T-nuts	1.559
45-2540	45-4590	320mm	(4) M8 x 20 SHCS, Washer and Self-aligning T-nuts	2.826
45-2550	45-4590	480mm	(4) M8 x 20 SHCS, Washer and Self-aligning T-nuts	4.094
45-2560	45-4590	640mm	(4) M8 x 20 SHCS, Washer and Self-aligning T-nuts	5.361